

ภาคผนวกที่ 4

เอกสารสอบเทียบความถูกต้องของเครื่องมือตรวจวัดคุณภาพสิ่งแวดล้อม

ลำดับที่ 1	คุณภาพอากาศจากปล่อง
ลำดับที่ 2	คุณภาพอากาศในบรรยากาศ
ลำดับที่ 3	คุณภาพน้ำใต้ดิน
ลำดับที่ 4	ระดับเสียงในบรรยากาศ
ลำดับที่ 5	ระดับเสียงในสถานประกอบการ
ลำดับที่ 6	คุณภาพอากาศในสถานประกอบการ
ลำดับที่ 7	ระดับความร้อนในสถานประกอบการ

ตารางสรุปรายการเอกสารการสอบเทียบความถูกต้องของเครื่องมือเก็บตัวอย่าง
และเครื่องมือตรวจวิเคราะห์คุณภาพสิ่งแวดล้อม

รายการตรวจวัด	เครื่องมือเก็บตัวอย่าง	เครื่องมือตรวจวิเคราะห์
	ชื่อเครื่องมือ	ชื่อเครื่องมือ
1. คุณภาพอากาศจากปล่องระบาย		
Total Suspended Particulate	Console No. R03, R04 Pitot Tube No. B24, B45	Digital Balance
Oxides of Nitrogen	Vacuum Gauge	Spectrophotometer
Carbon Monoxide	Personal Pump SKC No. B72 Rotameter No. H-R03, R04, R05	CO Analyzer No. R03
Copper	Console No. R03, R04 Pitot Tube No. B24, B45	ICP
2. คุณภาพอากาศในบรรยากาศ		
Total Suspended Particulate	High Volume Air Sampler No. R08, R09, R10, R18	Digital Balance
Particulate Matter less than 10 microns	High Volume PM-10 Air Sampler No. B18, B26, R14, R18	Digital Balance
Copper	High Volume Air Sampler No. R08, R09, R10, R18	ICP
Carbon Monoxide	CO Analyzer No. B02, R01, R02, R03	CO Analyzer No. B02, R01, R02, R03
Nitrogen Dioxide	NO ₂ Analyzer No. B07, R06, R08, R10	NO ₂ Analyzer No. B07, R06, R08, R10
3. คุณภาพน้ำใต้ดิน		
pH	-	pH Meter
Conductivity	-	Conductivity Meter
Total Dissolved Solids	-	Digital Balance
Total Suspended Solids	-	Digital Balance
Nitrate Nitrogen	-	Spectrophotometer
Total Coliform Bacteria	-	Incubator
		Water Bath
Fecal Coliform Bacteria	-	Incubator
		Water Bath
Calcium	-	ICP
Magnesium	-	ICP
Total Iron	-	ICP
Manganese	-	ICP
Aluminium	-	ICP
Lead	-	ICP
Mercury	-	AAS
Nickel	-	ICP
Copper	-	ICP
Arsenic	-	AAS

ตารางสรุปรายการเอกสารการสอบเทียบความถูกต้องของเครื่องมือเก็บตัวอย่าง
และเครื่องมือตรวจวิเคราะห์คุณภาพสิ่งแวดล้อม (ต่อ)

รายการตรวจวัด	เครื่องมือเก็บตัวอย่าง	เครื่องมือตรวจวิเคราะห์
	ชื่อเครื่องมือ	ชื่อเครื่องมือ
4. ระดับเสียงในบรรยากาศ L_{eq} 24 hr, L_{90} , L_{max} และระดับเสียงรบกวน	Acoustic Calibrator Sound Level Meter No. ACO-R13, R17, R18, R20, R23	-
5. ระดับเสียงในสถานประกอบการ L_{eq} 8 hr และ L_{max}	Acoustic Calibrator Sound Level Meter No. ACO-B18, B29, B33, B36, B43, R40, R50	-
TWA	Acoustic Calibrator Sound Level Meter No. NMD-B01, B02, B04, B07, B08, B18, B20, R06, R22	-
6. คุณภาพอากาศในสถานประกอบการ Copper Dust	Personal Pump SKC No. R07, R08, R13, R21, R37 Rotameter No. H-R06	ICP
Copper Fume	Personal Pump SKC No. R02, R03, R14, R32, R35 Rotameter No. H-R06	ICP
CO	Personal Pump SKC No. R11, R12, R21, R25, R43 Rotameter No. L-R06	CO Analyzer No. R03
7. ระดับความร้อน WBGT	Digital Thermometer Heat Stress WBGT Meter No. R05	-

ลำดับที่ 1

คุณภาพอากาศจากปล่อง



บริษัท เอส.พี.เอส. คอนซัลติ้ง เซอร์วิส จำกัด
S.P.S. CONSULTING SERVICE CO., LTD.
7 ซอยพหลโยธิน 24 ถนนพหลโยธิน แขวงจอมพล เขตจตุจักร กรุงเทพฯ 10900
7 Soi Phaholyothin 24, Phaholyothin Rd., Jompol, Chatuchak, Bangkok 10900
Tel : (662) 939-4370-72. Fax : (662) 513-4221. E-mail : sale@spscon.com.. www.spscon.com

Console Calibration Report

Calibration Method

Critical Orifices

Calibration Data

Console Data		Calibration Data		
No.	Serial No.	Date	y	DH _g (mmH ₂ O)
B01	1563	03/03/2025	1.003	49.40
B02	8002514	03/03/2025	1.004	49.57
B03	1503016	04/03/2025	0.999	49.93
B04	00006659	04/03/2025	0.996	49.88
B05	00007428	04/03/2025	1.007	49.14
R01	1561	05/03/2025	0.996	49.32
R02	8002513	04/03/2025	1.003	49.96
R03	1570	04/03/2025	0.998	50.08
R04	8002519	03/03/2025	0.997	49.53
R05	1503015	05/03/2025	1.005	50.25

Remark : Accept Value of y (test) is $0.97 < y < 1.03$

Accept Value of DH_g (test) is 46.7 ± 6.4 (mmH₂O)



บริษัท เอส.พี.เอส. คอนซัลติ้ง เซอร์วิส จำกัด

S.P.S. CONSULTING SERVICE CO., LTD.

7 ซอยพหลโยธิน 24 ถนนพหลโยธิน แขวงจอมพล เขตจตุจักร กรุงเทพฯ 10900

7 Soi Phaholyothin 24, Phaholyothin Rd., Jompol, Chatuchak, Bangkok 10900

Tel : (662) 939-4370-72, Fax : (662) 513-4221, E-mail : sale@spscon.com, www.spscon.com

Pitot Tube Calibration Report

Calibration Method

Standard Pitot Tube

Calibration Data

Pitot Tube Data			Calibration Data		
No.	Type of Pitot	Coefficient of Standard Pitot	Date	Avg. of Cp (test)	
				Side A	Side B
B03	S	0.99	03/02/2025	0.84	0.84
B04	S	0.99	04/02/2025	0.85	0.84
B05	S	0.99	04/02/2025	0.84	0.83
B07	S	0.99	04/02/2025	0.84	0.85
B08	S	0.99	05/02/2025	0.84	0.84
B09	S	0.99	03/02/2025	0.85	0.84
B11	S	0.99	03/02/2025	0.84	0.84
B16	S	0.99	05/02/2025	0.84	0.83
B18	S	0.99	05/02/2025	0.85	0.84
B19	S	0.99	04/02/2025	0.84	0.84
B21	S	0.99	04/02/2025	0.85	0.84
B24	S	0.99	04/02/2025	0.84	0.84
B27	S	0.99	05/02/2025	0.84	0.85
B30	S	0.99	05/02/2025	0.84	0.84
B31	S	0.99	05/02/2025	0.85	0.84
B33	S	0.99	05/02/2025	0.84	0.84
B35	S	0.99	03/02/2025	0.85	0.84

Remark : Accept value of Cp (test) is 0.84 ± 0.01



บริษัท เอส.พี.เอส. คอนซัลติ้ง เซอร์วิส จำกัด

S.P.S. CONSULTING SERVICE CO., LTD.

7 ซอยพหลโยธิน 24 ถนนพหลโยธิน แขวงจอมพล เขตจตุจักร กรุงเทพฯ 10900

7 Soi Phaholyothin 24, Phaholyothin Rd., Jompol, Chatuchak, Bangkok 10900

Tel : (662) 939-4370-72, Fax : (662) 513-4221, E-mail : sale@spscon.com, www.spscon.com

Pitot Tube Calibration Report

Calibration Method

Standard Pitot Tube

Calibration Data

Pitot Tube Data			Calibration Data		
No.	Type of Pitot	Coefficient of Standard Pitot	Date	Avg. of Cp (test)	
				Side A	Side B
B36	S	0.99	03/02/2025	0.84	0.83
B37	S	0.99	03/02/2025	0.85	0.84
B38	S	0.99	04/02/2025	0.84	0.85
B39	S	0.99	05/02/2025	0.84	0.83
B40	S	0.99	03/02/2025	0.84	0.84
B41	S	0.99	03/02/2025	0.84	0.84
B44	S	0.99	03/02/2025	0.85	0.84
B45	S	0.99	04/02/2025	0.84	0.83
B46	S	0.99	03/02/2025	0.84	0.84
B47	S	0.99	06/02/2025	0.84	0.85
B48	S	0.99	03/02/2025	0.84	0.84
B49	S	0.99	06/02/2025	0.85	0.84
B54	S	0.99	03/02/2025	0.84	0.84
B56	S	0.99	05/02/2025	0.84	0.84
B57	S	0.99	05/02/2025	0.85	0.84
B58	S	0.99	05/02/2025	0.84	0.85

Remark : Accept value of Cp (test) is 0.84 ± 0.01



CALIBRATION LABORATORY Co., LTD.

2/10-11,14, 55 Soi Prasert Manukit 29 Yaek 4, Prasert Manukit Rd., Ladphrao, Bangkok 10230
Tel. 02-578-0353-4 Fax: 02-578-2672 www.cal-laboratory.com E-mail:sale@cal-laboratory.com



CERTIFICATE OF CALIBRATION FOR

NOMENCLATURE : VACUUM GAUGE
MANUFACTURER : HI-LIGHT
MODEL / TYPE : N/A
SERIAL NO. : N/A[64-220088-1]
CLID. NO. : 212301419
JOB CONTROL NO. : 240720076545
CALIBRATION SERVICE : ☒ IN-LABORATORY ☐ ON-SITE

CUSTOMER : S.P.S. CONSULTING SERVICE CO., LTD.
7 SOI PHAHOLYOTHIN 24 ROAD., JOMPOL,
CHATUCHAK, BANGKOK 10900


DATE OF RECEIVED : 20 July 2024

DATE OF ISSUED : 23 July 2024

The report of calibration shall not be reproduced except in full without approval of the Calibration Laboratory Co., Ltd.

Calibrated By : Sittipong Pimdee
Calibration Engineer

Approved By :



This Calibration Certificate documents the traceability to national standards, which realize the units of measurement according to the International System of Units (SI)

Certificate No. Q24076545

F3-011-05/12-23

page 1 of 3



@clccalibration

REPORT OF CALIBRATION

FOR

NOMENCLATURE	:	VACUUM GAUGE
MANUFACTURER	:	HI-LIGHT
MODEL / TYPE	:	N/A
SERIAL NO.	:	N/A[64-220088-1]
DATE OF CALIBRATION	:	22 July 2024
DUE DATE OF CALIBRATION	:	22 July 2025

ENVIRONMENT CONDITIONS :

Temperature : $(23 \pm 2) ^\circ\text{C}$

Relative Humidity : $(55 \pm 10) \% \text{RH}$

PROCEDURE USED :

This instrument was calibrated under procedure No. **CLC-CPPP-05** according to **DKD-R 6-1** as calibration guidelines.

The calibration was performed by direct measurement with Document Process Calibrator and Pressure Module which maintained by the Calibration Laboratory Co., Ltd.

REFERENCE STANDARD USED :

Document Process Calibrator, Fluke Model 741B S/N. 8295020 with Pressure Module Model 700PD5 S/N. 89404505.

TRACEABILITY :

The measurements are traceable to International System of Units (SI), through National Institute of Metrology (Thailand).
Certificate No. MP-0040-24, Due Date 08 February 2025.

UNCERTAINTY :

The reported uncertainty is based on a standard uncertainty multiplied by coverage factor of $k = 2$. It has been evaluated according to the "Calibration of Pressure Gauges (DKD-R 6-1)" which provides a level of confidence approximately 95%.

Certificate No. **Q24076545**

F3-011-05/12-23

page 2 of 3



CONDITION OF CALIBRATION ITEM : RECEIVED IN GOOD OPERATIONAL CONDITION

MEASUREMENT RESULTS : (X) without adjustment () adjustment

The DUC was exercised by applying a known pressure from its zero to full scale 1 times. Then 2 series of known gauge pressure were applied. The STD reading were recorded and the means value were reported in the table below.

CALIBRATION DATA

CORRECTION OF PRESSURE

DUC Test point (inHg)	STD Reading (kPa)		Conversion to inHg		Correction (inHg)	
	Up	Down	Up	Down	Up	Down
0	0.00	0.00	0.0	0.0	0.0	0.0
-5	-15.58	-15.58	-4.6	-4.6	+0.4	+0.4
-10	-32.51	-32.84	-9.6	-9.7	+0.4	+0.3
-15	-49.44	-49.77	-14.6	-14.7	+0.4	+0.3
-20	-66.70	-66.70	-19.7	-19.7	+0.3	+0.3
-25	-83.63	-83.97	-24.7	-24.8	+0.3	+0.2
-30	-100.90	-100.90	-29.8	-29.8	+0.2	+0.2

Uncertainty of measurement ± 0.2 inHg

Transmitting fluid : Air.

Technical Note. Conversion factor 1 kPa ; 0.2953003 inHg

Note. The Scope of Accredited ANAB Certificate No. ACDM-2814 Version 012 Page 43 of 67

This report is valid for the above stated instrument/s only.

End of Certificate

Certificate No. Q24076545

F3-011-05/12-23

page 3 of 3





บริษัท เอส.พี.เอส. คอนซัลติ้ง เซอร์วิส จำกัด
S.P.S. CONSULTING SERVICE CO., LTD.
7 ซอยพหลโยธิน 24 ถนนพหลโยธิน แขวงจอมพล เขตจตุจักร กรุงเทพฯ 10900
7 Soi Phaholyothin 24, Phaholyothin Rd., Jompol, Chatuchak, Bangkok 10900
Tel : (662) 939-4370-72, Fax : (662) 513-4221, E-mail : sale@spscon.com, www.spscon.com

Personal Pump Calibration Report

Calibration Method : Dry Cal Primary Flowmeter

Model : Defender 510-H

S/N : 136164

Environmental Conditions

Temperature : 25 \pm 3 $^{\circ}$ C
Pressure : 1010 \pm 15 mmbar

Personal Pump Data				Calibration Data								
No.	Brand	Model	Serial No.	Date	Flow Rate (mL/min)						Value From Calibration Curve	
					Setting			Actual (Q std.)				
					1	2	3	1	2	3	y	R ²
B41	SKC	224-PCXR4	612669	03/04/2025	1,000	1,500	2,000	1,005	1,502	2,004	1.005x - 8.923	1.000
B42	SKC	224-PCXR4	626041	03/04/2025	1,000	1,500	2,000	1,004	1,501	2,008	1.009x - 13.856	1.000
B43	SKC	224-PCXR4	034636	01/04/2025	1,000	1,500	2,000	1,012	1,497	1,996	0.990x + 15.132	1.000
B44	SKC	224-PCXR8	529341	01/04/2025	1,000	1,500	2,000	1,011	1,511	2,008	1.002x - 0.860	0.999
B45	SKC	224-PCXR8	529594	04/04/2025	1,000	1,500	2,000	993	1,512	2,003	1.009x - 14.476	1.000
B46	SKC	224-PCXR8	566743	04/04/2025	1,000	1,500	2,000	1,008	1,508	2,008	1.000x - 0.100	0.999
B47	SKC	224-PCXR8	566747	04/04/2025	1,000	1,500	2,000	999	1,510	2,010	1.010x - 14.444	1.000
B48	SKC	224-PCXR8	566753	01/04/2025	1,000	1,500	2,000	1,010	1,506	2,006	0.999x + 2.782	1.000
B49	SKC	224-PCXR8	566780	04/04/2025	1,000	1,500	2,000	1,003	1,504	2,004	1.003x - 2.183	1.000
B50	SKC	224-PCXR8	500400	04/04/2025	1,000	1,500	2,000	1,002	1,493	1,995	0.994x + 5.841	1.000
B51	SKC	224-PCXR8	500363	04/04/2025	1,000	1,500	2,000	998	1,511	2,011	1.013x - 19.465	0.999
B52	SKC	224-PCXR8	093186	02/04/2025	1,000	1,500	2,000	997	1,505	2,006	1.008x - 12.641	1.000
B53	SKC	224-PCXR8	707670	02/04/2025	1,000	1,500	2,000	1,004	1,503	2,007	1.007x - 7.992	1.000
B54	SKC	224-PCXR3	509821	02/04/2025	1,000	1,500	2,000	1,005	1,504	2,008	1.010x - 15.060	0.999
B55	SKC	224-PCXR3	510710	02/04/2025	1,000	1,500	2,000	1,001	1,495	1,997	0.996x + 5.073	1.000
B56	SKC	224-PCXR3	511450	02/04/2025	1,000	1,500	2,000	1,005	1,494	1,996	0.991x - 13.385	1.000
B57	SKC	224-PCXR3	510798	03/04/2025	1,000	1,500	2,000	997	1,511	2,009	1.014x - 21.540	0.999
B58	SKC	224-PCXR3	509852	03/04/2025	1,000	1,500	2,000	1,006	1,493	2,002	1.001x - 4.094	1.000
B59	SKC	224-PCXR3	509862	03/04/2025	1,000	1,500	2,000	995	1,502	2,003	1.012x - 21.564	1.000
B60	SKC	224-PCXR3	512655	03/04/2025	1,000	1,500	2,000	998	1,507	2,004	1.010x - 18.510	0.999
B61	SKC	224-PCXR3	503915	03/04/2025	1,000	1,500	2,000	997	1,499	2,001	1.002x - 4.374	1.000
B62	SKC	224-PCXR3	505975	01/04/2025	1,000	1,500	2,000	1,002	1,503	2,005	1.008x - 11.138	1.000
B63	SKC	224-PCXR3	511432	04/04/2025	1,000	1,500	2,000	998	1,502	1,996	0.996x + 3.970	1.000
B64	SKC	224-PCXR3	508302	04/04/2025	1,000	1,500	2,000	1,005	1,509	2,008	1.009x - 10.402	1.000
B65	SKC	224-PCXR3	508310	04/04/2025	1,000	1,500	2,000	1,004	1,503	2,007	1.010x - 14.088	1.000
B66	SKC	224-PCXR3	509861	04/04/2025	1,000	1,500	2,000	1,003	1,504	2,010	1.008x - 12.369	1.000
B67	SKC	224-PCXR3	506295	04/04/2025	1,000	1,500	2,000	1,002	1,498	2,004	0.998x + 4.290	1.000
B68	SKC	224-PCXR3	505872	04/04/2025	1,000	1,500	2,000	999	1,504	1,998	1.000x + 0.436	1.000
B69	SKC	224-PCXR3	508375	02/04/2025	1,000	1,500	2,000	1,004	1,498	2,002	0.996x + 5.501	1.000
B70	SKC	224-PCXR3	510623	02/04/2025	1,000	1,500	2,000	996	1,497	2,005	1.005x - 8.735	1.000
B71	SKC	224-PCXR3	508367	02/04/2025	1,000	1,500	2,000	1,013	1,505	2,009	1.000x + 3.294	0.999
B72	SKC	224-PCXR3	505977	02/04/2025	1,000	1,500	2,000	997	1,494	2,003	1.006x - 11.350	1.000
B73	SKC	224-PCXR3	512606	01/04/2025	1,000	1,500	2,000	1,010	1,507	2,004	0.998x + 5.129	1.000
B74	SKC	224-PCXR3	505993	01/04/2025	1,000	1,500	2,000	998	1,499	2,010	1.009x - 11.942	1.000
B75	SKC	224-PCXR3	509820	01/04/2025	1,000	1,500	2,000	995	1,511	2,004	1.011x - 18.966	0.999
B76	SKC	224-PCXR3	509811	01/04/2025	1,000	1,500	2,000	998	1,504	2,010	1.012x - 20.993	0.999
B77	SKC	224-PCXR3	508301	03/04/2025	1,000	1,500	2,000	1,007	1,509	2,008	1.001x + 3.750	1.000
B78	SKC	224-PCXR3	510677	04/04/2025	1,000	1,500	2,000	998	1,508	2,001	1.003x - 3.278	1.000
B79	SKC	224-PCXR3	510920	04/04/2025	1,000	1,500	2,000	1,001	1,501	1,994	0.999x - 1.819	1.000



บริษัท เอส.พี.เอส. คอนซัลติ้ง เซอร์วิส จำกัด
S.P.S. CONSULTING SERVICE CO., LTD.
7 ซอยพหลโยธิน 24 ถนนพหลโยธิน แขวงจอมพล เขตจตุจักร กรุงเทพฯ 10900
7 Soi Phaholyothin 24, Phaholyothin Rd., Jompol, Chatuchak, Bangkok 10900
Tel : (662) 939-4370-72, Fax : (662) 513-4221, E-mail : sale@spscon.com, www.spscon.com

Rotameter Calibration Report (For Personal Pump High Flow Adjust)

Calibration Method : Dry Cal Primary Flowmeter

Model : Defender 510-H

S/N : 136164

Calibration Data

Rotameter Data			Calibration Data								
No.	Brand	Model	Date	Flow Rate (mL/min)						Value From Calibration Curve	
				Flow Rate (Reading)			Actual (Q std.)				
				1	2	3	1	2	3	y	R ²
H-R01	Dwyer	VFB-65	02/04/2025	500	1,000	2,000	499.6	998.8	2004.8	1.001x - 3.678	1.000
H-R02	Dwyer	VFB-65	02/04/2025	500	1,000	2,000	501.7	997.1	1991.5	0.998x + 0.386	0.999
H-R03	Dwyer	VFB-65	01/04/2025	500	1,000	2,000	499.8	999.7	1992.8	1.000x + 1.316	1.000
H-R04	Dwyer	VFB-65	04/04/2025	500	1,000	2,000	500.2	999.4	1989.2	0.999x + 1.870	0.999
H-R05	Dwyer	VFB-65	04/04/2025	500	1,000	2,000	499.9	1000.8	1994.5	1.000x + 0.815	1.000
H-R06	Dwyer	VFB-65	03/04/2025	500	1,000	2,000	500.5	1001.3	1990.7	0.997x + 4.894	0.999



CERTIFICATE No : 25M2254
REFERENCE No : 76365-1

PAGE : 1 OF 2

Certificate of Calibration

EQUIPMENT : DIGITAL BALANCE

MANUFACTURER : METTLER TOLEDO

MODEL : XS105DU

SERIAL No : 1126422905

ID No : BA05/50

CONDITION AS RECEIVED : USED ITEM

SUBMITTED BY : S.P.S. CONSULTING SERVICE CO., LTD.
7 SOI PHAHOLYOTHIN 24, PHAHOLYOTHIN RD.,
JOMPOL, CHATUCHAK, BANGKOK 10900

CALIBRATED BY : ATSAWIN Y.

CALIBRATION DATE : 07-Mar-25

APPROVED BY : 

ISSUED DATE : 13-Mar-25

RECEIVED DATE : 07-Mar-25

THIS CERTIFICATE MAY NOT BE REPRODUCED OTHER THAN IN FULL EXCEPT WITH THE PRIOR WRITTEN APPROVAL OF
QUALITY CALIBRATION CO., LTD.





CERTIFICATE No : 25M2254

PAGE : 2 OF 2

Calibration Report

EQUIPMENT : DIGITAL BALANCE MODEL : XS105DU
MANUFACTURER : METTLER TOLEDO S/N : 1126422905
ID No : BA05/50 RECEIVED DATE : 07-Mar-25
AIR PRESSURE : 1009mbar \pm 1mbar CALIBRATION DATE : 07-Mar-25
AMBIENT TEMPERATURE : 24° C \pm 1° C RELATIVE HUMIDITY : 54 %RH \pm 10 % RH

CONDITION OF THIS RESULTS OF CALIBRATION

1. THIS INSTRUMENT WAS CALIBRATED BY ACCORDING TO UKAS LAB 14 EDITION 6:2019 BY USING KNOWN WEIGHT STANDARD WEIGHT. THE BALANCE WAS NOT ADJUSTED BEFORE CALIBRATION. THE BALANCE HAS NO ZERO TRACKING FUNCTION. REPEATABILITY WAS MEASURED BY USING 10 REPEATED MEASUREMENTS. LINEARITY WAS MEASURED COVERING 10 POINTS, EVENLY SPREAD OVER THE RANGE. THE INSTRUMENT WAS SET ZERO BEFORE PERFORMING THE LINEARITY TEST. OFF-CENTER LOADING WAS MEASURED BY USING STANDARD WEIGHTS PLACED ON THE PAN AND MOVED TO VARIOUS POSITIONS ON THE PAN.

2. REFERENCE STANDARD INSTRUMENTS :-

INSTRUMENT	MODEL	SERIAL No	CERTIFICATE No	DUE DATE
1) STANDARD WEIGHT SET	E2	QK-I-151	C02250116	28-Jan-27
2) STANDARD WEIGHT	E2	15843	C02250117	29-Jan-27

3. THE CERTIFICATE IS VALID FOR THE ITEM CALIBRATED AS SHOWN ON THE DATE AND PLACE OF CALIBRATION ONLY.

4. THIS RESULT EXCLUDE LONG TERM STABILITY OF THE UNIT UNDER CALIBRATION.

5. THIS CERTIFICATE IS TRACEABLE TO THE INTERNATIONAL SYSTEM OF UNIT MAINTAINED AT:-

- NATIONAL INSTITUTE OF METROLOGY (THAILAND)

RESULT OF CALIBRATION :- WITHOUT ADJUSTMENT

1. ZERO SETTING FUNCTION : NORMAL

2. TARE FUNCTION : NORMAL

3. REPEATABILITY OF READING AT 120 g WAS 0.000055 g

4. DEPARTURE FROM NOMINAL VALUE/ LINEARITY

NOMINAL VALUE (g)	BALANCE READING (g)	CORRECTION (g)	UNCERTAINTY (\pm g)
0.00	0.00000	0.00000	0.000065
0.02	0.01999	0.00001	0.000065
0.10	0.10001	-0.00001	0.000066
0.20	0.20001	-0.00001	0.000066
0.50	0.50002	-0.00002	0.000065
1.00	1.00003	-0.00003	0.000066
2.00	2.00001	-0.00001	0.000067
5.00	5.00002	-0.00002	0.000068
10.00	10.00000	0.00000	0.000070
20.00	20.00004	-0.00004	0.000078
50.00	50.00000	0.00000	0.00013
100.00	100.00001	-0.00001	0.00019
120.00	120.00002	-0.00002	0.00022

5. OFF CENTER LOADING ERROR



POINT	READING (g)
1	50.0000
2	50.0000
3	50.0000
4	50.0000
5	50.0000
OFF-CENTER LOADING	0.0000

NOTE: THIS CALIBRATION WAS CARRIED OUT AT THE CUSTOMER'S PLACE AT LABORATORY AREA
THE REPORTED UNCERTAINTY OF MEASUREMENT WAS BASED ON A STANDARD UNCERTAINTY MULTIPLIED BY A COVERAGE FACTOR $k=2$, PROVIDING A LEVEL OF CONFIDENCE APPROXIMATELY 95%.

END OF CALIBRATION REPORT



Cert. No. : SP24020

Pages 1 of 3

Calibration Certificate

Equipment : UV-VIS SPECTROPHOTOMETER

Manufacturer : PERKINELMER

Model : LAMBDA 25

Serial No.: 501S14123010

ID No.: SP03/58

Calibration Mode : WAVELENGTH ACCURACY
PHOTOMETRIC ACCURACY

Condition As Found : GOOD

Customer : S.P.S. CONSULTING SERVICE CO., LTD.
7 SOI PHAHOLYOTHIN 24, PHAHOLYOTHIN ROAD,
CHOMPHON, CHATUCHAK,
BANGKOK 10900, THAILAND.

Location : WET CHEMISTRY LABORATORY IV

Ambient Temperature : (28.1 \pm 5) °C

Relative Humidity : (47.2 \pm 25) %


Received Date : 27 AUGUST 2024

Calibration Date : 27 AUGUST 2024

Date of Issue : 27 AUGUST 2024

Calibrated by :

Approved by :



SITHIPORN ASSOCIATES CO., LTD.

CALIBRATION LABORATORY

451-451/1 Sirinthorn Road, Banglumru, Bangplud, Bangkok, 10700 Thailand
Tel. +66 2433 8331 Email : calibration@sithiporn.com

SITHIPORN
associates



Cert. No. : SP24020

Job No. : VC67SP0013

Pages : 2 of 3

Calibration Method :

This instrument was calibrated by using on-site calibration procedure In-house method : CP-SP-01

The calibration procedure to direct measurement wavelength accuracy by using wavelength standard solution, Photometric accuracy by using absorbance standard filter and absorbance standard solution

The calibration procedure used was based on ASTM E275-01, ASTM E925-02

Condition of this result of calibration :

1. Certified reference materials

Material	Ref. type	Cell serial No.	Cert. No.	Due Date
Holmium liquid	RM-HL	29706	106864	01/11/2024
Didymium liquid	RM-DL	28912	106905	02/11/2024
Neutral density filter	RM-1N2N3N	13877	106918	03/11/2024
Potassium dichromate solutions	RM-0204060810	14204	106902	02/11/2024
Potassium Iodide solution	-	KI-0701-001	CI-0185-24	14/05/2026

2. This result of calibration was found accurate as shown on date and place of calibration only.

3. This certificate is traceable to the international system of unit maintained at :

3.1 The UK National Physical Laboratory (NPL)

3.2 The National Institute of Standards and Technology, NIST.

Result of calibration : Wavelength Accuracy

(Without adjustment)

Material	Certified Values of Reference Material (nm)	UUC* Reading (nm)	Error (nm)	Uncertainty ± (nm)	k Factor
RM-HL	278.13	278.3	0.17	0.16	2.00
	361.25	361.4	0.15	0.16	2.00
	467.82	467.7	-0.12	0.16	2.00
	536.56	536.5	-0.06	0.16	2.00
	640.50	640.4	-0.10	0.16	2.00
RM-DL	740.09	739.9	-0.19	0.16	2.00
	864.94	865.2	0.26	0.16	2.00

UUC* = Unit Under Calibration

SITHIPORN ASSOCIATES CO., LTD.

CALIBRATION LABORATORY

451-451/1 Sirinthorn Road, Bangbunru, Bangplud, Bangkok, 10700 Thailand
Tel. +66 2433 8331 Email : calibration@sithiporn.com

SITHIPORN
associates



Cert. No. : SP24020

Job No. : VC67SP0013

Pages : 3 of 3

Result of calibration : Photometric Accuracy

(Without adjustment)

Material	Wavelength (nm)	Filter S/N	Nominal Absorbance (A)	Certified Absorbance (A)	UUC* Reading Absorbance (A)	Error (A)	Uncertainty ± (A)	k Factor
Neutral Density glass filter	440.0	29360	1.0	1.0517	1.0550	0.0033	0.0029	2.00
		29914	0.7	0.7445	0.7460	0.0015	0.0029	2.00
		29381	0.5	0.5416	0.5431	0.0015	0.0030	2.00
	546.1	29360	1.0	0.9821	0.9820	-0.0001	0.0028	2.00
		29914	0.7	0.6961	0.6958	-0.0003	0.0028	2.00
		29381	0.5	0.5073	0.5080	0.0007	0.0029	2.00
	590.0	29360	1.0	1.0222	1.0210	-0.0012	0.0028	2.00
		29914	0.7	0.7237	0.7221	-0.0016	0.0029	2.00
		29381	0.5	0.5361	0.5361	0.0000	0.0031	2.00
	635.0	29360	1.0	0.9753	0.9745	-0.0008	0.0028	2.00
		29914	0.7	0.6910	0.6900	-0.0010	0.0029	2.00
		29381	0.5	0.5211	0.5210	-0.0001	0.0032	2.00
Material	Wavelength (nm)	Solution (mg/l)	Certified Absorbance (A)	UUC* Reading Absorbance (A)	Error (A)	Uncertainty ± (A)	k Factor	
RM-0204060810	235.0	20	0.2422	0.2418	-0.0004	0.0101	2.00	
		40	0.4866	0.4852	-0.0014	0.0115	2.00	
		60	0.7414	0.7389	-0.0025	0.0067	2.00	
		80	0.9858	0.9842	-0.0016	0.0093	2.00	
		100	1.2442	1.2414	-0.0028	0.0086	2.00	

UUC* = Unit Under Calibration

Condition of this result of calibration : Spectrophotometer PERKINELMER Model Lambda 25 S/N 501S14123010

Resolution of Wavelength Mode 0.1 nm

Resolution of Photometric Mode 0.0001 A

Parameter Setting

Measurement Mode Wavelength, Absorbance

Wavelength Scan 1100 nm-190 nm

Scanning Speed 7.5 nm/min

Data Pitch 0.1 nm

Band width(Wavelength) 1.0 nm

Band width(Vis) 1.0 nm

Band width(Uv) 1.0 nm

Stray Light** UUC* Reading at 220 nm

Transmission T(%)	Absorbance(A)
0.0117	3.8659

**Specific Acceptance :

Transmission \leq 1.0 T(%), Absorbance \geq 2.0 A

**Stray light not TISI Accredited


The reported uncertainty is based on a standard uncertainty multiplied by a coverage factor k , providing a level of confidence of approximately 95%

End of Calibration Certificate



บริษัท เอส.พี.เอส. คอนซัลติ้ง เซอร์วิส จำกัด
S.P.S. CONSULTING SERVICE CO., LTD.
7 ซอยพหลโยธิน 24 ถนนพหลโยธิน แขวงจอมพล เขตจตุจักร กรุงเทพฯ 10900
7 Soi Phaholyothin 24, Phaholyothin Rd., Jompol, Chatuchak, Bangkok 10900
Tel : (662) 939-4370-72, Fax : (662) 513-4221, E-mail : sale@spscon.com, www.spscon.com

Calibration Report					
Non-Dispersive Infrared CO Analyzer					
Date :	02 April 2025	Brand :	API	Model :	300E
No.	CO-R03			Serial No.	1352
Calibrator (Dilution System)					
Brand : Teledyne			Model : 700E		
Last Cal. Date : 28 October 2024			Serial No. : 201-S		
Reference Standard Gas					
Standard Gas : Carbon Monoxide (CO)			Cylinder No. : D711839		
Certified Date : 14 March 2024		Expired Date : 14 March 2032		Cylinder Conc. : 4,580 ppm	
Calibrating Condition					
Pressure : 1011 mmbar		Temp. : 24.6 °C		% RH : 50	
Calibration Setting					
Span	Initial Reading (Before Adj.), PPM			Final Reading (After Adj.), PPM	
Set Point	Expected Concentration	Analyzer Response		%Dif	Analyzer Response
Zero	0	0.10		-	0
CO Span	40.00	40.05		0.125	40.00
API Model 300E CO Analyzer Check List					
Parameter	Observed Value	Units	Nominal Range		
Range	50	PPM	0-1000 ppm		
Stability	0.10	PPM	< 1 ppm With Zero Air		
CO Measure	4015.1	mV	2500-4800 mV		
CO Reference	3946.9	mV	2500-4800 mV		
Measure/Reference Ratio	1.180	-	1.1-1.3 W/Zero Air		
Sample Pressure	28.7	In-Hg-A	~2" < Ambient Absolute Pressure		
Sample Flow	811	CC/Min	800 ± 10%		
Sample Temperature	48.4	°C	48 ± 4		
Bench Temperature	48.1	°C	48 ± 2		
Wheel Temperature	68.5	°C	68 ± 2		
Box Temperature	30.8	°C	Ambient Temp + 7 ± 10		
Photo-Drive	3038.1	mV	250 mV to 4750 mV		
Slope	1.017	-	1.0 ± 0.3		
Offset	0.2	-	0 ± 0.3		





MAINTENANCE AND TEST CERTIFICATE MODEL

OPTIMA 5300DV

Customer : <u>S.P.S.Consulting Service Co.,Ltd</u>	Date Tested: <u>January 6, 2025</u>	
	Recommendation Recertification	
Address : <u>7 Soi Phaholyothin 24</u>	Period <u>6</u> Months	
<u>Paholyothin Road</u>	Recertification Due: <u>July 6, 2025</u>	
<u>Jompol Chatuchak, Bangkok 1090</u>	Date Last Certified: <u>July 4, 2024</u>	
User Name: <u>[REDACTED]</u>	Visit Number: <u>2 of 2</u>	
Phone: <u>083-9269252</u>	PerkinElmer Phone: <u>02-719-6420 ext 206</u>	
Fax: <u>02-513-4221</u>	PerkinElmer Fax: <u>02-318-5597</u>	

CONFIGURATION TESTED		ACCESSORIES/COMPONENT NOT INCLUDED
MODEL	SERIAL NUMBER	
<u>OPTIMA 5300DV</u>	<u>077C7042401</u>	
TESTED EQUIPMENT	CALIBRATION NUMBER	EXPIRATION
<u>IPV Methods</u>		
TEST STANDARD USED	PART NUMBER	EXPIRATION DATE
<u>Multielement Standard</u>	<u>N069-1579</u>	<u>December 30, 2025</u>
<u>Wavecal Solution</u>	<u>N058-2152</u>	<u>April 30, 2025</u>
<u>VIS Wavecal solution</u>	<u>N930-2946</u>	<u>December 30, 2025</u>
<u>Instrument Cal. STD4</u>	<u>N930-0221</u>	<u>August 30, 2025</u>
CUSTOMER SUPPLIED	COMMENTS	CUSTOMER INITIALS
<u>2 % HNO3</u>		
<u>10 % HNO3</u>		



MAINTENANCE AND TEST CERTIFICATE MODEL

OPTIMA 5300DV

SERIAL NUMBER 077C7042401**DATE TESTED** January 6, 2025**1. MECHANICAL CHECKS**

A. Inspect and clean all fans and filters.

☐ OK

B. Inspect and replace as necessary, all torch components including the RF coil.

☐ OK

C. Inspect all tubing for sign of clacking or leaking.

☐ OK

D. Adjust water and gas pressure regulator settings.

☐ OK

E. Inspect and leak check pneumatics drawers.

☐ OK

F. Clean the exterior of the instrument.

☐ OK**2. OPTICAL CHECKS**

A. Inspect and clean all optical components.

☐ OK

B. As required, check and replace all purgefilters.

☐ OK

C. Recheck optical alignment.

☐ OK**3. COOLING SYSTEM CHECKS**

A. Perform preventive maintenance on chiller.

☐ OK

B. Flush out the chiller every year.

☐ N/A**4. PERFORMANCE CHECKS**

A. Torch View Alignment.

☐ OK

B. Wavelength Calibration.

☐ OK



MAINTENANCE AND TEST CERTIFICATE MODEL

OPTIMA 5300DV

SERIAL NUMBER : 077C7042401DATE TESTED : January 6, 2025

PARAMETER	SPECIFICATION			FINAL VALUE	
Spectral Resolution : UV	As	193.696 nm	≤ 0.007	<u>0.00519</u>	
	Ni	231.604 nm	≤ 0.008	<u>0.00667</u>	
	Ni	341.476 nm	≤ 0.012	<u>0.00757</u>	
Spectral Resolution : VIS	La	408.672 nm	≤ 0.020	<u>0.01621</u>	
	Ba	455.403 nm	≤ 0.025	<u>0.02183</u>	
Precision					
	As	193.656 nm	% RSD < 1.0	<u>0.51</u>	%
	Zn	213.856 nm	% RSD < 1.0	<u>0.48</u>	%
	Mn	257.610 nm	% RSD < 1.0	<u>0.03</u>	%
	La	379.478 nm	% RSD < 1.0	<u>0.05</u>	%
	Ba	455.403 nm	% RSD < 1.0	<u>0.07</u>	%
	Ba	493.408 nm	% RSD < 1.0	<u>0.04</u>	%
Detection Limits : Axial	Tl	190.080 nm	3(sd)	<u>10.65</u>	ppb
	As	193.696 nm	3(sd)	<u>2.48</u>	ppb
	Pb	220.353 nm	3(sd)	<u>3.09</u>	ppb
Detection Limits : Radial	As	193.696 nm	3(sd)	<u>12.41</u>	ppb
	Zn	213.856 nm	3(sd)	<u>0.91</u>	ppb
	Mn	257.610 nm	3(sd)	<u>0.13</u>	ppb
	La	379.478 nm	3(sd)	<u>4.74</u>	ppb
	Ba	455.403 nm	3(sd)	<u>0.10</u>	ppb
	Ba	493.408 nm	3(sd)	<u>0.18</u>	ppb
BEC : Axial (IB X 500)/(IS-IB)	Cd	226.502 nm	≤ 150 ppb	<u>14.22</u>	
BEC : Radial (IB X 1000)/(IS-IB)	Mn	257.610 nm	≤ 45 ppb	<u>6.14</u>	



MAINTENANCE AND TEST CERTIFICATE MODEL

OPTIMA 5300DV

SERIAL NUMBER 077C7042401**DATE TESTED** January 6, 2025**Remarks :**

Commissioning follow as commissioning performance sheets.

This is to certify that the above tests have been performed and the configuration tested




meets



does not meet

the PerkinElmer Specifications listed on this certificate.

This certificate does not modify PerkinElmer's standard terms and condition of sale, including warranty terms.

Authorized Representative:

ลำดับที่ 2

คุณภาพอากาศในบรรยากาศ



บริษัท เอส.พี.เอส. คอนซัลติ้ง เซอร์วิส จำกัด

S.P.S. CONSULTING SERVICE CO., LTD.

7 ซอยพหลโยธิน 24 ถนนพหลโยธิน แขวงจอมพล เขตจตุจักร กรุงเทพฯ 10900

7 Soi Phaholyothin 24, Phaholyothin Rd., Jompol, Chatuchak, Bangkok 10900

Tel : (662) 939-4370-72 Fax : (662) 513-4221 E-mail : sale@spscon.com, www.spscon.com

High Volume Air Sampler Calibration Report

Calibration Method : Multipoint Orifice Flow Transfer Standard

Model : TE 5025A

S/N : 3611

Calibration Data

High Volume Air Sampler Data		Calibration Data		
Recorder No.	Blower No.	Date	Actual Flowrate (ft ³ /min)	R ²
B35	B35	05/02/2025	y = 1.163x-3.579	0.997
B36	B36	05/02/2025	y = 1.130x-2.116	0.999
B37	B37	04/02/2025	y = 1.146x-2.265	0.996
B38	B38	04/02/2025	y = 1.156x-6.034	0.998
B39	B39	03/02/2025	y = 1.151x-3.366	0.998
B40	B40	03/02/2025	y = 1.174x-4.582	0.999
B41	B41	06/02/2025	y = 1.123x-1.633	0.997
B42	B42	03/02/2025	y = 1.149x-3.382	0.997
B43	B43	03/02/2025	y = 1.137x-2.074	0.997
B44	B44	03/02/2025	y = 1.155x-1.460	0.999
R01	R01	04/02/2025	y = 1.121x-3.007	0.999
R02	R02	03/02/2025	y = 1.159x-5.099	0.999
R03	R03	05/02/2025	y = 1.138x-2.774	0.998
R04	R04	05/02/2025	y = 1.118x-2.575	0.999
R05	R05	03/02/2025	y = 1.136x-1.720	0.998
R06	R06	05/02/2025	y = 1.154x-2.706	0.997
R07	R07	03/02/2025	y = 1.037x+1.361	0.999
R08	R08	03/02/2025	y = 1.146x-3.762	0.996
R09	R09	05/02/2025	y = 1.121x-2.360	0.997
R10	R10	05/02/2025	y = 1.180x-4.626	0.999
R11	R11	05/02/2025	y = 1.147x-3.861	0.996
R12	R12	03/02/2025	y = 1.128x-4.676	0.998
R13	R13	04/02/2025	y = 1.135x-4.055	0.999
R14	R14	04/02/2025	y = 1.153x-3.122	0.997
R15	R15	03/02/2025	y = 1.161x-5.223	0.998
R16	R16	03/02/2025	y = 1.187x-6.674	0.999
R17	R17	03/02/2025	y = 1.120x-1.730	0.999
R18	R18	03/02/2025	y = 1.146x-2.347	0.998
R19	R19	06/02/2025	y = 1.161x-5.195	0.999
R20	R20	06/02/2025	y = 1.134x-3.449	0.998



บริษัท เอส.พี.เอส. คอนซัลติ้ง เซอร์วิส จำกัด

S.P.S. CONSULTING SERVICE CO., LTD.

7 ซอยพหลโยธิน 24 ถนนพหลโยธิน แขวงจอมพล เขตจตุจักร กรุงเทพฯ 10900

7 Soi Phaholyothin 24, Phaholyothin Rd., Jompol, Chafuchak, Bangkok 10900

Tel : (662) 939-4370-72, Fax : (662) 513-4221, E-mail : sale@spscon.com, www.spscon.com

High Volume PM-10 Air Sampler Calibration Report

Calibration Method : Multipoint Orifice Flow Transfer Standard

Model : TE 5025A

S/N : 3611

Calibration Data

High Volume PM-10 Data		Calibration Data		
Recorder No.	Blower No.	Date	Actual Flowrate (ft ³ /min)	R ²
B01	B01	04/02/2025	y = 1.135x-1.122	0.996
B02	B02	04/02/2025	y = 1.140x-0.728	0.999
B03	B03	04/02/2025	y = 1.160x-3.702	0.998
B04	B04	05/02/2025	y = 1.154x-4.671	0.999
B05	B05	06/02/2025	y = 1.151x-2.705	0.998
B06	B06	03/02/2025	y = 1.114x-1.672	0.997
B07	B07	03/02/2025	y = 1.085x+0.543	0.996
B08	B08	04/02/2025	y = 1.149x-2.014	0.998
B09	B09	03/02/2025	y = 1.081x+0.344	0.997
B10	B10	03/02/2025	y = 1.094x-1.679	0.997
B11	B11	05/02/2025	y = 1.137x-0.690	0.997
B12	B12	03/02/2025	y = 1.094x-1.679	0.997
B13	B13	03/02/2025	y = 1.172x-3.186	0.998
B14	B14	05/02/2025	y = 1.160x-5.111	0.998
B15	B15	03/02/2025	y = 1.141x-2.637	0.998
B16	B16	04/02/2025	y = 1.106x+1.699	0.998
B17	B17	04/02/2025	y = 1.105x+1.676	0.998
B18	B18	04/02/2025	y = 1.176x-3.948	0.997
B19	B19	04/02/2025	y = 1.065x+0.997	0.998
B20	B20	04/02/2025	y = 1.163x-5.103	0.997
B21	B21	05/02/2025	y = 1.120x+0.250	0.999
B22	B22	06/02/2025	y = 1.152x-3.458	0.998
B23	B23	06/02/2025	y = 1.149x-3.696	0.999
B24	B24	03/02/2025	y = 1.109x-1.930	0.999
B25	B25	03/02/2025	y = 1.166x-4.876	0.998
B26	B26	05/02/2025	y = 1.118x-2.223	0.997
B27	B27	03/02/2025	y = 1.127x-3.668	0.999
B28	B28	04/02/2025	y = 1.112x-2.294	0.999
B29	B29	04/02/2025	y = 1.155x-4.309	0.997
B30	B30	04/02/2025	y = 1.136x-2.651	0.998
B31	B31	03/02/2025	y = 1.086x+2.828	0.999
B32	B32	04/02/2025	y = 1.099x-0.279	0.998
B33	B33	04/02/2025	y = 1.152x-4.474	0.997
B34	B34	04/02/2025	y = 1.149x-0.892	0.997



บริษัท เอส.พี.เอส. คอนซัลติ้ง เซอร์วิส จำกัด

S.P.S. CONSULTING SERVICE CO., LTD.

7 ซอยพหลโยธิน 24 ถนนพหลโยธิน แขวงจอมพล เขตจตุจักร กรุงเทพฯ 10900
7 Soi Phaholyothin 24, Phaholyothin Rd., Jompol, Chatuchak, Bangkok 10900

Tel : (662) 939-4370-72, Fax : (662) 513-4221, E-mail : sale@spscon.com, www.spscon.com

High Volume PM-10 Air Sampler Calibration Report

Calibration Method : Multipoint Orifice Flow Transfer Standard

Model : TE 5025A

S/N : 3611


Calibration Data

High Volume PM-10 Data		Calibration Data		
Recorder No.	Blower No.	Date	Actual Flowrate (ft ³ /min)	R ²
R01	R01	04/02/2025	y = 1.168x-5.536	0.996
R02	R02	04/02/2025	y = 1.116x-2.200	0.998
R03	R03	03/02/2025	y = 1.160x-5.911	0.997
R04	R04	03/02/2025	y = 1.129x-4.829	0.999
R05	R05	03/02/2025	y = 1.119x-3.825	0.998
R06	R06	05/02/2025	y = 1.125x-1.580	0.997
R07	R07	06/02/2025	y = 1.152x-2.503	0.997
R08	R08	03/02/2025	y = 1.114x-1.275	0.996
R09	R09	03/02/2025	y = 1.130x-4.187	0.999
R10	R10	05/02/2025	y = 1.151x-2.832	0.998
R11	R11	05/02/2025	y = 1.134x-2.692	0.997
R12	R12	05/02/2025	y = 1.158x-4.761	0.996
R13	R13	03/02/2025	y = 1.137x-3.435	0.999
R14	R14	03/02/2025	y = 1.126x-2.499	0.996
R15	R15	04/02/2025	y = 1.111x-3.285	0.999
R16	R16	04/02/2025	y = 1.124x-0.808	0.996
R17	R17	04/02/2025	y = 1.141x-3.412	0.999
R18	R18	03/02/2025	y = 1.115x-3.615	0.998
R19	R19	03/02/2025	y = 1.117x-0.234	0.996
R20	R20	06/02/2025	y = 1.146x-4.675	0.997



บริษัท เอส.พี.เอส. คอนซัลติ้ง เซอร์วิส จำกัด
S.P.S. CONSULTING SERVICE CO., LTD.
7 ซอยพหลโยธิน 24 ถนนพหลโยธิน แขวงจอมพล เขตจตุจักร กรุงเทพฯ 10900
7 Soi Phaholyothin 24, Phaholyothin Rd., Jompol, Chatuchak, Bangkok 10900
Tel : (662) 939-4370-72. Fax : (662) 513-4221. E-mail : sale@spscn.com, www.spscn.com


Calibration Report					
Non-Dispersive Infrared CO Analyzer					
Date :	03 April 2025	Brand :	API	Model :	300E
No.	CO-B02			Serial No.	965
Calibrator (Dilution System)					
Brand : Teledyne			Model : 700E		
Last Cal. Date : 28 October 2024			Serial No. : 201-S		
Reference Standard Gas					
Standard Gas : Carbon Monoxide (CO)			Cylinder No. : D711839		
Certified Date : 14 March 2024		Expired Date : 14 March 2032		Cylinder Conc. : 4,580 ppm	
Calibrating Condition					
Pressure	1011	mmbar	Temp.	24.6	°C
				% RH	50
Calibration Setting					
Span	Initial Reading (Before Adj.), PPM			Final Reading (After Adj.), PPM	
Set Point	Expected Concentration	Analyzer Response	%Dif	Analyzer Response	
Zero	0	0.10	-	0	
CO Span	40.00	39.97	-0.075	40.00	
API Model 300E CO Analyzer Check List					
Parameter	Observed Value	Units	Nominal Range		
Range	50	PPM	0-1000 ppm		
Stability	0.10	PPM	< 1 ppm With Zero Air		
CO Measure	4014.9	mV	2500-4800 mV		
CO Reference	3948.5	mV	2500-4800 mV		
Measure/Reference Ratio	1.180	-	1.1-1.3 W/Zero Air		
Sample Pressure	28.5	In-Hg-A	~2" < Ambient Absolute Pressure		
Sample Flow	806	CC/Min	800 ± 10%		
Sample Temperature	48.4	°C	48 ± 4		
Bench Temperature	48.2	°C	48 ± 2		
Wheel Temperature	68.5	°C	68 ± 2		
Box Temperature	30.7	°C	Ambient Temp + 7 ± 10		
Photo-Drive	3036.9	mV	250 mV to 4750 mV		
Slope	1.017	-	1.0 ± 0.3		
Offset	0.2	-	0 ± 0.3		





บริษัท เอส.พี.เอส. คอนซัลติ้ง เซอร์วิส จำกัด
S.P.S. CONSULTING SERVICE CO., LTD.
7 ซอยพหลโยธิน 24 ถนนพหลโยธิน แขวงจอมพล เขตจตุจักร กรุงเทพฯ 10900
7 Soi Phaholyothin 24, Phaholyothin Rd., Jompol, Chatuchak, Bangkok 10900
Tel : (662) 939-4370-72. Fax : (662) 513-4221. E-mail : sale@spscon.com, www.spscon.com

Calibration Report					
Non-Dispersive Infrared CO Analyzer					
Date :	03 April 2025	Brand :	API	Model :	300E
No.	CO-R01			Serial No.	704
Calibrator (Dilution System)					
Brand : Teledyne			Model : 700E		
Last Cal. Date : 28 October 2024			Serial No. : 201-S		
Reference Standard Gas					
Standard Gas : Carbon Monoxide (CO)			Cylinder No. : D711839		
Certified Date : 14 March 2024		Expired Date : 14 March 2032		Cylinder Conc. : 4,580 ppm	
Calibrating Condition					
Pressure	1011	mmbar	Temp.	24.6	°C
				% RH	50
Calibration Setting					
Span	Initial Reading (Before Adj.), PPM			Final Reading (After Adj.), PPM	
Set Point	Expected Concentration	Analyzer Response	%Dif	Analyzer Response	
Zero	0	0.10	-	0	
CO Span	40.00	40.04	0.100	40.00	
API Model 300E CO Analyzer Check List					
Parameter	Observed Value	Units	Nominal Range		
Range	50	PPM	0-1000 ppm		
Stability	0.10	PPM	< 1 ppm With Zero Air		
CO Measure	4017.3	mV	2500-4800 mV		
CO Reference	3949.5	mV	2500-4800 mV		
Measure/Reference Ratio	1.180	-	1.1-1.3 W/Zero Air		
Sample Pressure	28.6	In-Hg-A	~2" < Ambient Absolute Pressure		
Sample Flow	804	CC/Min	800 ± 10%		
Sample Temperature	48.2	°C	48 ± 4		
Bench Temperature	48.0	°C	48 ± 2		
Wheel Temperature	68.5	°C	68 ± 2		
Box Temperature	30.9	°C	Ambient Temp + 7 ± 10		
Photo-Drive	3032.4	mV	250 mV to 4750 mV		
Slope	1.017	-	1.0 ± 0.3		
Offset	0.2	-	0 ± 0.3		





บริษัท เอส.พี.เอส. คอนซัลติ้ง เซอร์วิส จำกัด
S.P.S. CONSULTING SERVICE CO., LTD.
7 ซอยพหลโยธิน 24 ถนนพหลโยธิน แขวงจอมพล เขตจตุจักร กรุงเทพฯ 10900
7 Soi Phaholyothin 24, Phaholyothin Rd., Jompol, Chatuchak, Bangkok 10900
Tel : (662) 939-4370-72 Fax : (662) 513-4221 E-mail : sale@spscon.com, www.spscon.com


Calibration Report					
Non-Dispersive Infrared CO Analyzer					
Date :	03 April 2025	Brand :	API	Model :	300E
No.	CO-R02			Serial No.	171-S
Calibrator (Dilution System)					
Brand : Teledyne			Model : 700E		
Last Cal. Date : 28 October 2024			Serial No. : 201-S		
Reference Standard Gas					
Standard Gas : Carbon Monoxide (CO)			Cylinder No. : D711839		
Certified Date : 14 March 2024		Expired Date : 14 March 2032		Cylinder Conc. : 4,580 ppm	
Calibrating Condition					
Pressure	1011	mmbar	Temp.	24.6	°C
				% RH	50
Calibration Setting					
Span	Initial Reading (Before Adj.), PPM			Final Reading (After Adj.), PPM	
Set Point	Expected Concentration	Analyzer Response	%Dif	Analyzer Response	
Zero	0	-0.10	-	0	
CO Span	40.00	39.98	-0.050	40.00	
API Model 300E CO Analyzer Check List					
Parameter	Observed Value	Units	Nominal Range		
Range	50	PPM	0-1000 ppm		
Stability	0.10	PPM	< 1 ppm With Zero Air		
CO Measure	4013.9	mV	2500-4800 mV		
CO Reference	3947.4	mV	2500-4800 mV		
Measure/Reference Ratio	1.180	-	1.1-1.3 W/Zero Air		
Sample Pressure	28.4	In-Hg-A	~2" < Ambient Absolute Pressure		
Sample Flow	808	CC/Min	800 ± 10%		
Sample Temperature	48.4	°C	48 ± 4		
Bench Temperature	48.1	°C	48 ± 2		
Wheel Temperature	68.3	°C	68 ± 2		
Box Temperature	30.8	°C	Ambient Temp + 7 ± 10		
Photo-Drive	3037.5	mV	250 mV to 4750 mV		
Slope	1.017	-	1.0 ± 0.3		
Offset	0.2	-	0 ± 0.3		





บริษัท เอส.พี.เอส. คอนซัลติ้ง เซอร์วิส จำกัด
S.P.S. CONSULTING SERVICE CO., LTD.
7 ซอยพหลโยธิน 24 ถนนพหลโยธิน แขวงจอมพล เขตจตุจักร กรุงเทพฯ 10900
7 Soi Phaholyothin 24, Phaholyothin Rd., Jompol, Chatuchak, Bangkok 10900
Tel : (662) 939-4370-72 Fax : (662) 513-4221 E-mail : sale@spscon.com, www.spscon.com

Calibration Report					
Non-Dispersive Infrared CO Analyzer					
Date :	03 April 2025	Brand :	API	Model :	300E
No.	CO-R03			Serial No.	1352
Calibrator (Dilution System)					
Brand : Teledyne			Model : 700E		
Last Cal. Date : 28 October 2024			Serial No. : 201-S		
Reference Standard Gas					
Standard Gas : Carbon Monoxide (CO)			Cylinder No. : D711839		
Certified Date : 14 March 2024		Expired Date : 14 March 2032		Cylinder Conc. : 4,580 ppm	
Calibrating Condition					
Pressure	1011	mmbar	Temp.	24.6	°C
			% RH	50	
Calibration Setting					
Span	Initial Reading (Before Adj.), PPM			Final Reading (After Adj.), PPM	
Set Point	Expected Concentration	Analyzer Response	%Dif	Analyzer Response	
Zero	0	0.11	-	0	
CO Span	40.00	40.03	0.075	40.00	
API Model 300E CO Analyzer Check List					
Parameter	Observed Value	Units	Nominal Range		
Range	50	PPM	0-1000 ppm		
Stability	0.10	PPM	< 1 ppm With Zero Air		
CO Measure	4015.6	mV	2500-4800 mV		
CO Reference	3946.4	mV	2500-4800 mV		
Measure/Reference Ratio	1.180	-	1.1-1.3 W/Zero Air		
Sample Pressure	28.7	In-Hg-A	~2" < Ambient Absolute Pressure		
Sample Flow	810	CC/Min	800 ± 10%		
Sample Temperature	48.2	°C	48 ± 4		
Bench Temperature	48.0	°C	48 ± 2		
Wheel Temperature	68.4	°C	68 ± 2		
Box Temperature	30.9	°C	Ambient Temp + 7 ± 10		
Photo-Drive	3038.8	mV	250 mV to 4750 mV		
Slope	1.018	-	1.0 ± 0.3		
Offset	0.2	-	0 ± 0.3		





บริษัท เอส.พี.เอส. คอนซัลติ้ง เซอร์วิส จำกัด
S.P.S. CONSULTING SERVICE CO., LTD.
7 ซอยพหลโยธิน 24 ถนนพหลโยธิน แขวงจอมพล เขตจตุจักร กรุงเทพฯ 10900
7 Soi Phaholyothin 24, Phaholyothin Rd., Jompol, Chatuchak, Bangkok 10900
Tel : (662) 939-4370-72. Fax : (662) 513-4221. E-mail : sale@spscon.com. www.spscon.com

CALIBRATION REPORT					
CHEMILUMINESCENT NO / NO ₂ / NO _x ANALYZER					
DATE :	03 April 2025	BRAND :	API	MODEL :	200E
NO.	NOX-B07			SERIAL NO.	4338
Calibrator (Dilution System)					
Brand : Teledyne			Model : 700E		
Last Cal. Date : 28 October 2024			Serial No. : 201-5		
Reference Standard Gas					
Standard Gas : Nitric Oxide (NO)			Cylinder No. : A00726SV		
Certified Date : 05 January 2023		Expired Date : 05 January 2026		Cylinder Conc. : 48.8 ppm	
CALIBRATING CONDITION					
Pressure	1011	mmbar	Temp.	24.6	°C
			% RH	50	
CALIBRATION SETTING					
Span	Initial Reading (Before Adj.),PPB			Final Reading (After Adj.),PPB	
Set Point	Expected Concentration	Analyzer Response	%Dif	Analyzer Response	Slope
Zero	0	0.11	-	0	-
NO Span	400	399.9	-0.025	400.0	1.007
NO _x Span	400	400.1	0.025	400.0	1.010
API Model 200E NO _x Analyzer Check List					
Test Values	Observed Value	Units	Nominal Range		
RANGE	500	PPB	500 standard		
STABILITY (Zero Gas)	0.1	PPB	< 2 with zero air		
SAMPLE FLOW	511	cc/min	500 ± 50		
OZONE FLOW	79	cc/min	80 ± 15		
PMT	102.9	mV	-20 - 150		
AZERO	93.6	mV	-20 - 150		
HVPS	670	V	420 - 900 constant		
RCELL TEMP	50.1	°C	50 ± 1		
BOX TEMP	29.3	°C	8 - 48		
PMT TEMP	7.2	°C	7 ± 2		
MOLY TEMP	314.9	°C	315 ± 5		
RCELL PRESS	8.4	IN-Hg-A	2 - 10 constant		
SAMPLE PRESS	28.7	IN-Hg-A	25 - 30 constant		
NO Span Conc	400	PPB	20 - 20,000		
NO _x Span Conc	400	PPB	20 - 20,000		
NO Slope	1.007	-	1.0 ± 0.3		
NO _x Slope	1.010	-	1.0 ± 0.3		
NO Offset	1.4	mV	-20 to +150		
NO _x Offset	0.9	mV	-20 to 150		
Stability at Zero	0.1	PPB	< 0.2		
Stability at Span	0.2	PPB	< 2 ppb @ 400 ppb span gas		



บริษัท เอส.พี.เอส. คอนซัลติ้ง เซอร์วิส จำกัด

S.P.S. CONSULTING SERVICE CO., LTD.

7 ซอยพหลโยธิน 24 ถนนพหลโยธิน แขวงจอมพล เขตจตุจักร กรุงเทพฯ 10900

7 Soi Phaholyothin 24, Phaholyothin Rd., Jompol, Chatuchak, Bangkok 10900

Tel : (662) 939-4370-72. Fax : (662) 513-4221. E-mail : sale@spscon.com. www.spscon.com

CALIBRATION REPORT

CHEMILUMINESCENT NO / NO₂ / NO_x ANALYZER

DATE : 03 April 2025

BRAND : API

MODEL : 200E

NO. NOX-R06

SERIAL NO. 4466

Calibrator (Dilution System)

Brand : Teledyne

Model : 700E

Last Cal. Date : 28 October 2024

Serial No. : 201-5

Reference Standard Gas

Standard Gas : Nitric Oxide (NO)

Cylinder No. : A00726SV

Certified Date : 05 January 2023

Expired Date : 05 January 2026

Cylinder Conc. : 48.8 ppm

CALIBRATING CONDITION

Pressure 1011 mmbar

Temp. 24.6 °C

% RH 50

CALIBRATION SETTING

Span Set Point	Initial Reading (Before Adj.),PPB			Final Reading (After Adj.),PPB	
	Expected Concentration	Analyzer Response	%Dif	Analyzer Response	Slope
Zero	0	-0.10	-	0	-
NO Span	400	400.1	0.025	400.0	1.009
NO _x Span	400	400.2	0.050	400.0	1.012

API Model 200E NO_x Analyzer Check List

Test Values	Observed Value	Units	Nominal Range
RANGE	500	PPB	500 standard
STABILITY (Zero Gas)	0.1	PPB	< 2 with zero air
SAMPLE FLOW	509	cc/min	500 ± 50
OZONE FLOW	79	cc/min	80 ± 15
PMT	103.2	mV	-20 - 150
AZERO	93.9	mV	-20 - 150
HVPS	671	V	420 - 900 constant
RCELL TEMP	50.2	°C	50 ± 1
BOX TEMP	29.4	°C	8 - 48
PMT TEMP	7.3	°C	7 ± 2
MOLY TEMP	314.7	°C	315 ± 5
RCELL PRESS	8.2	IN-Hg-A	2 - 10 constant
SAMPLE PRESS	28.4	IN-Hg-A	25 - 30 constant
NO Span Conc	400	PPB	20 - 20,000
NO _x Span Conc	400	PPB	20 - 20,000
NO Slope	1.009	-	1.0 ± 0.3
NO _x Slope	1.012	-	1.0 ± 0.3
NO Offset	1.6	mV	-20 to +150
NO _x Offset	1.0	mV	-20 to 150
Stability at Zero	0.1	PPB	< 0.2
Stability at Span	0.2	PPB	< 2 ppb @ 400 ppb span gas



บริษัท เอส.พี.เอส. คอนซัลติ้ง เซอร์วิส จำกัด

S.P.S. CONSULTING SERVICE CO., LTD.

7 ซอยพหลโยธิน 24 ถนนพหลโยธิน แขวงจอมพล เขตจตุจักร กรุงเทพฯ 10900

7 Soi Phaholyothin 24, Phaholyothin Rd., Jompol, Chatuchak, Bangkok 10900

Tel : (662) 939-4370-72. Fax : (662) 513-4221. E-mail : sale@spscon.com. www.spscon.com

CALIBRATION REPORT

CHEMILUMINESCENT NO / NO₂ / NO_x ANALYZER

DATE : 03 April 2025

BRAND : API

MODEL : 200E

NO. NOX-R08

SERIAL NO. 243

Calibrator (Dilution System)

Brand : Teledyne

Model : 700E

Last Cal. Date : 28 October 2024

Serial No. : 201-5

Reference Standard Gas

Standard Gas : Nitric Oxide (NO)

Cylinder No. : A00726SV

Certified Date : 05 January 2023

Expired Date : 05 January 2026

Cylinder Conc. : 48.8 ppm

CALIBRATING CONDITION

Pressure 1011 mmbar

Temp. 24.6 °C

% RH 50

CALIBRATION SETTING

Span Set Point	Initial Reading (Before Adj.),PPB			Final Reading (After Adj.),PPB	
	Expected Concentration	Analyzer Response	%Dif	Analyzer Response	Slope
Zero	0	0.10	-	0	-
NO Span	400	399.7	-0.075	400.0	1.005
NO _x Span	400	399.9	-0.025	400.0	1.009

API Model 200E NO_x Analyzer Check List

Test Values	Observed Value	Units	Nominal Range
RANGE	500	PPB	500 standard
STABILITY (Zero Gas)	0.1	PPB	< 2 with zero air
SAMPLE FLOW	507	cc/min	500 ± 50
OZONE FLOW	78	cc/min	80 ± 15
PMT	103.4	mV	-20 - 150
AZERO	94.2	mV	-20 - 150
HVPS	675	V	420 - 900 constant
RCELL TEMP	50.0	°C	50 ± 1
BOX TEMP	28.8	°C	8 - 48
PMT TEMP	7.1	°C	7 ± 2
MOLY TEMP	315.3	°C	315 ± 5
RCELL PRESS	8.5	IN-Hg-A	2 - 10 constant
SAMPLE PRESS	28.7	IN-Hg-A	25 - 30 constant
NO Span Conc	400	PPB	20 - 20,000
NO _x Span Conc	400	PPB	20 - 20,000
NO Slope	1.005	-	1.0 ± 0.3
NO _x Slope	1.009	-	1.0 ± 0.3
NO Offset	1.1	mV	-20 to +150
NO _x Offset	0.7	mV	-20 to 150
Stability at Zero	0.1	PPB	< 0.2
Stability at Span	0.2	PPB	< 2 ppb @ 400 ppb span gas



บริษัท เอส.พี.เอส. คอนซัลติ้ง เซอร์วิส จำกัด

S.P.S. CONSULTING SERVICE CO., LTD.

7 ซอยพหลโยธิน 24 ถนนพหลโยธิน แขวงจอมพล เขตจตุจักร กรุงเทพฯ 10900

7 Soi Phaholyothin 24, Phaholyothin Rd., Jompol, Chatuchak, Bangkok 10900

Tel : (662) 939-4370-72. Fax : (662) 513-4221. E-mail : sale@spscon.com. www.spscon.com

CALIBRATION REPORT

CHEMILUMINESCENT NO / NO₂ / NO_x ANALYZER

DATE : 03 April 2025

BRAND : API

MODEL : 200E

NO. NOX-R10

SERIAL NO. 1991

Calibrator (Dilution System)

Brand : Teledyne

Model : 700E

Last Cal. Date : 28 October 2024

Serial No. : 201-5

Reference Standard Gas

Standard Gas : Nitric Oxide (NO)

Cylinder No. : A00726SV

Certified Date : 05 January 2023

Expired Date : 05 January 2026

Cylinder Conc. : 48.8 ppm

CALIBRATING CONDITION

Pressure 1011 mmbar

Temp. 24.6 °C

% RH 50

CALIBRATION SETTING

Span Set Point	Initial Reading (Before Adj.),PPB			Final Reading (After Adj.),PPB	
	Expected Concentration	Analyzer Response	%Dif	Analyzer Response	Slope
Zero	0	-0.10	-	0	-
NO Span	400	399.6	-0.100	400.0	1.004
NO _x Span	400	399.8	-0.050	400.0	1.007

API Model 200E NO_x Analyzer Check List

Test Values	Observed Value	Units	Nominal Range
RANGE	500	PPB	500 standard
STABILITY (Zero Gas)	0.1	PPB	< 2 with zero air
SAMPLE FLOW	504	cc/min	500 ± 50
OZONE FLOW	78	cc/min	80 ± 15
PMT	103.0	mV	-20 - 150
AZERO	93.8	mV	-20 - 150
HVPS	669	V	420 - 900 constant
RCELL TEMP	50.3	°C	50 ± 1
BOX TEMP	29.1	°C	8 - 48
PMT TEMP	7.0	°C	7 ± 2
MOLY TEMP	315.1	°C	315 ± 5
RCELL PRESS	8.3	IN-Hg-A	2 - 10 constant
SAMPLE PRESS	28.5	IN-Hg-A	25 - 30 constant
NO Span Conc	400	PPB	20 - 20,000
NO _x Span Conc	400	PPB	20 - 20,000
NO Slope	1.004	-	1.0 ± 0.3
NO _x Slope	1.007	-	1.0 ± 0.3
NO Offset	0.9	mV	-20 to +150
NO _x Offset	0.5	mV	-20 to 150
Stability at Zero	0.1	PPB	< 0.2
Stability at Span	0.2	PPB	< 2 ppb @ 400 ppb span gas



CERTIFICATE No : 25M2254

REFERENCE No : 76365-1

PAGE : 1 OF 2

Certificate of Calibration

EQUIPMENT : DIGITAL BALANCE

MANUFACTURER : METTLER TOLEDO

MODEL : XS105DU

SERIAL No : 1126422905

ID No : BA05/50

CONDITION AS RECEIVED : USED ITEM

SUBMITTED BY : S.P.S. CONSULTING SERVICE CO., LTD.
7 SOI PHAHOLYOTHIN 24, PHAHOLYOTHIN RD.,
JOMPOL, CHATUCHAK, BANGKOK 10900

CALIBRATED BY : ATSAWIN Y.

CALIBRATION DATE : 07-Mar-25

APPROVED BY : 

ISSUED DATE : 13-Mar-25

RECEIVED DATE : 07-Mar-25

THIS CERTIFICATE MAY NOT BE REPRODUCED OTHER THAN IN FULL EXCEPT WITH THE PRIOR WRITTEN APPROVAL OF
QUALITY CALIBRATION CO., LTD.





CERTIFICATE No : 25M2254

PAGE : 2 OF 2

Calibration Report

EQUIPMENT : DIGITAL BALANCE MODEL : XS105DU
MANUFACTURER : METTLER TOLEDO S/N : 1126422905
ID No : BA05/50 RECEIVED DATE : 07-Mar-25
AIR PRESSURE : 1009mbar \pm 1mbar CALIBRATION DATE : 07-Mar-25
AMBIENT TEMPERATURE : 24° C \pm 1° C RELATIVE HUMIDITY : 54 %RH \pm 10 % RH

CONDITION OF THIS RESULTS OF CALIBRATION

1. THIS INSTRUMENT WAS CALIBRATED BY ACCORDING TO UKAS LAB 14 EDITION 6:2019 BY USING KNOWN WEIGHT STANDARD WEIGHT. THE BALANCE WAS NOT ADJUSTED BEFORE CALIBRATION. THE BALANCE HAS NO ZERO TRACKING FUNCTION. REPEATABILITY WAS MEASURED BY USING 10 REPEATED MEASUREMENTS. LINEARITY WAS MEASURED COVERING 10 POINTS, EVENLY SPREAD OVER THE RANGE. THE INSTRUMENT WAS SET ZERO BEFORE PERFORMING THE LINEARITY TEST. OFF-CENTER LOADING WAS MEASURED BY USING STANDARD WEIGHTS PLACED ON THE PAN AND MOVED TO VARIOUS POSITIONS ON THE PAN.

2. REFERENCE STANDARD INSTRUMENTS :-

INSTRUMENT	MODEL	SERIAL No	CERTIFICATE No	DUE DATE
1) STANDARD WEIGHT SET	E2	QK-I-151	C02250116	28-Jan-27
2) STANDARD WEIGHT	E2	15843	C02250117	29-Jan-27

3. THE CERTIFICATE IS VALID FOR THE ITEM CALIBRATED AS SHOWN ON THE DATE AND PLACE OF CALIBRATION ONLY.

4. THIS RESULT EXCLUDE LONG TERM STABILITY OF THE UNIT UNDER CALIBRATION.

5. THIS CERTIFICATE IS TRACEABLE TO THE INTERNATIONAL SYSTEM OF UNIT MAINTAINED AT:-

- NATIONAL INSTITUTE OF METROLOGY (THAILAND)

RESULT OF CALIBRATION :- WITHOUT ADJUSTMENT

1. ZERO SETTING FUNCTION : NORMAL

2. TARE FUNCTION : NORMAL

3. REPEATABILITY OF READING AT 120 g WAS 0.000055 g

4. DEPARTURE FROM NOMINAL VALUE/ LINEARITY

NOMINAL VALUE (g)	BALANCE READING (g)	CORRECTION (g)	UNCERTAINTY (\pm g)
0.00	0.00000	0.00000	0.000065
0.02	0.01999	0.00001	0.000065
0.10	0.10001	-0.00001	0.000066
0.20	0.20001	-0.00001	0.000066
0.50	0.50002	-0.00002	0.000065
1.00	1.00003	-0.00003	0.000066
2.00	2.00001	-0.00001	0.000067
5.00	5.00002	-0.00002	0.000068
10.00	10.00000	0.00000	0.000070
20.00	20.00004	-0.00004	0.000078
50.00	50.00000	0.00000	0.00013
100.00	100.0001	-0.0001	0.00019
120.00	120.0002	-0.0002	0.00022

5. OFF CENTER LOADING ERROR



POINT	READING (g)
1	50.0000
2	50.0000
3	50.0000
4	50.0000
5	50.0000
OFF-CENTER LOADING	0.0000

NOTE: THIS CALIBRATION WAS CARRIED OUT AT THE CUSTOMER'S PLACE AT LABORATORY AREA
THE REPORTED UNCERTAINTY OF MEASUREMENT WAS BASED ON A STANDARD UNCERTAINTY MULTIPLIED BY A COVERAGE FACTOR $k=2$, PROVIDING A LEVEL OF CONFIDENCE APPROXIMATELY 95%.

END OF CALIBRATION REPORT





MAINTENANCE AND TEST CERTIFICATE MODEL

OPTIMA 5300DV

Customer : <u>S.P.S.Consulting Service Co.,Ltd</u>	Date Tested: <u>January 6, 2025</u>	
	Recommendation Recertification	
Address : <u>7 Soi Phaholyothin 24</u>	Period <u>6</u> Months	
<u>Paholyothin Road</u>	Recertification Due: <u>July 6, 2025</u>	
<u>Jompol Chatuchak, Bangkok 1090</u>	Date Last Certified: <u>July 4, 2024</u>	
User Name: <u>[REDACTED]</u>	Visit Number: <u>2 of 2</u>	
Phone: <u>083-9269252</u>	PerkinElmer Phone: <u>02-719-6420 ext 206</u>	
Fax: <u>02-513-4221</u>	PerkinElmer Fax: <u>02-318-5597</u>	

CONFIGURATION TESTED

MODEL

OPTIMA 5300DV

SERIAL NUMBER

077C7042401

ACCESSORIES/COMPONENT NOT INCLUDED

TESTED EQUIPMENT

IPV Methods

CALIBRATION NUMBER

EXPIRATION

TEST STANDARD USED

Multielement Standard

PART NUMBER

N069-1579

EXPIRATION DATE

December 30, 2025

Wavecal Solution

N058-2152

April 30, 2025

VIS Wavecal solution

N930-2946

December 30, 2025

Instrument Cal. STD4

N930-0221

August 30, 2025

CUSTOMER SUPPLIED

2 % HNO3

COMMENTS

CUSTOMER INITIALS

10 % HNO3



MAINTENANCE AND TEST CERTIFICATE MODEL

OPTIMA 5300DV

SERIAL NUMBER 077C7042401**DATE TESTED** January 6, 2025**1. MECHANICAL CHECKS**

A. Inspect and clean all fans and filters.

☐ OK

B. Inspect and replace as necessary, all torch components including the RF coil.

☐ OK

C. Inspect all tubing for sign of clacking or leaking.

☐ OK

D. Adjust water and gas pressure regulator settings.

☐ OK

E. Inspect and leak check pneumatics drawers.

☐ OK

F. Clean the exterior of the instrument.

☐ OK**2. OPTICAL CHECKS**

A. Inspect and clean all optical components.

☐ OK

B. As required, check and replace all purgefilters.

☐ OK

C. Recheck optical alignment.

☐ OK**3. COOLING SYSTEM CHECKS**

A. Perform preventive maintenance on chiller.

☐ OK

B. Flush out the chiller every year.

☐ N/A**4. PERFORMANCE CHECKS**

A. Torch View Alignment.

☐ OK

B. Wavelength Calibration.

☐ OK



MAINTENANCE AND TEST CERTIFICATE MODEL

OPTIMA 5300DV

SERIAL NUMBER : 077C7042401DATE TESTED : January 6, 2025

PARAMETER	SPECIFICATION			FINAL VALUE	
Spectral Resolution : UV	As	193.696 nm	≤ 0.007	<u>0.00519</u>	
	Ni	231.604 nm	≤ 0.008	<u>0.00667</u>	
	Ni	341.476 nm	≤ 0.012	<u>0.00757</u>	
Spectral Resolution : VIS	La	408.672 nm	≤ 0.020	<u>0.01621</u>	
	Ba	455.403 nm	≤ 0.025	<u>0.02183</u>	
Precision					
	As	193.656 nm	% RSD < 1.0	<u>0.51</u>	%
	Zn	213.856 nm	% RSD < 1.0	<u>0.48</u>	%
	Mn	257.610 nm	% RSD < 1.0	<u>0.03</u>	%
	La	379.478 nm	% RSD < 1.0	<u>0.05</u>	%
	Ba	455.403 nm	% RSD < 1.0	<u>0.07</u>	%
	Ba	493.408 nm	% RSD < 1.0	<u>0.04</u>	%
Detection Limits : Axial	Tl	190.080 nm	3(sd)	<u>10.65</u>	ppb
	As	193.696 nm	3(sd)	<u>2.48</u>	ppb
	Pb	220.353 nm	3(sd)	<u>3.09</u>	ppb
Detection Limits : Radial	As	193.696 nm	3(sd)	<u>12.41</u>	ppb
	Zn	213.856 nm	3(sd)	<u>0.91</u>	ppb
	Mn	257.610 nm	3(sd)	<u>0.13</u>	ppb
	La	379.478 nm	3(sd)	<u>4.74</u>	ppb
	Ba	455.403 nm	3(sd)	<u>0.10</u>	ppb
	Ba	493.408 nm	3(sd)	<u>0.18</u>	ppb
BEC : Axial (IB X 500)/(IS-IB)	Cd	226.502 nm	≤ 150 ppb	<u>14.22</u>	
BEC : Radial (IB X 1000)/(IS-IB)	Mn	257.610 nm	≤ 45 ppb	<u>6.14</u>	



MAINTENANCE AND TEST CERTIFICATE MODEL

OPTIMA 5300DV

SERIAL NUMBER 077C7042401**DATE TESTED** January 6, 2025**Remarks :**

Commissioning follow as commissioning performance sheets.

This is to certify that the above tests have been performed and the configuration tested

☒


meets

☐

does not meet

the PerkinElmer Specifications listed on this certificate.

This certificate does not modify PerkinElmer's standard terms and condition of sale,
including warranty terms.

Authorized Representative:

ลำดับที่ 3

คุณภาพน้ำใต้ดิน

**QUALITY CALIBRATION CO., LTD.**

235 Petchkasem 63/2 Road, Laksong, Bangkae, Bangkok 10160

Tel (662) 421-5402, (662) 444-0152-3, Fax (662) 809-4584



CERTIFICATE No : 24E6416

REFERENCE No : 73694-1

PAGE : 1 OF 3

Certificate of Calibration

EQUIPMENT : pH METER

MANUFACTURER : HANNA

MODEL : HI 3512

SERIAL No : TH118035

ID No : pH 04/56

CONDITION AS RECEIVED : USED ITEM

SUBMITTED BY : S.P.S. CONSULTING SERVICE CO., LTD.
7 SOI PHAHOLYOTHIN 24, PHAHOLYOTHIN RD.,
JOMPOL, CHATUCHAK, BANGKOK 10900

CALIBRATED BY : ATSAWIN Y.

CALIBRATION DATE : 27-Jun-24

APPROVED BY : 

ISSUED DATE : 27-Jun-24

RECEIVED DATE : 24-Jun-24

THIS CERTIFICATE MAY NOT BE REPRODUCED OTHER THAN IN FULL EXCEPT WITH THE PRIOR WRITTEN APPROVAL OF
QUALITY CALIBRATION CO., LTD.

**QUALITY CALIBRATION CO., LTD.**

235 Petchkasem 63/2 Road, Laksong, Bangkac, Bangkok 10160

Tel (662) 421-5402, (662) 444-0152-3, Fax (662) 809-4584

CERTIFICATE No : 24E6416

PAGE : 2 OF 3

Calibration Report

EQUIPMENT : pH METER
MANUFACTURER : HANNA
ID No : pH 04/56
RECEIVED DATE : 24-Jun-24
AMBIENT TEMPERATURE : 23 ° C ± 3 ° C

MODEL : HI 3512
SERIAL NUMBER : TH118035
CALIBRATION DATE : 27-Jun-24
RELATIVE HUMIDITY : 50 % RH ± 10% RH

CONDITION OF THIS RESULTS OF CALIBRATION

1. THIS INSTRUMENT WAS CALIBRATED BY DIRECT MEASUREMENT METHOD BASED ON WI-TQ-062 AND WI-TQ-063. THE DISPLAY UNIT WAS TESTED BY GENERATING STANDARD VOLTAGE TO THE UNIT AND READING THE VALUE COMPARED WITH THE CALCULATED VALUE. THE DISPLAY AND ELECTROD WAS CALIBRATED BY USING STANDARD pH BUFFER
2. REFERENCE STANDARD INSTRUMENTS :-

<u>INSTRUMENT</u>	<u>MODEL</u>	<u>SERIAL No/ LOT No</u>	<u>CERTIFICATE No</u>	<u>DUE DATE</u>
1) pH STANDARD SOLUTION	00651-06	CC784945	4880-14413915	24-Aug-25
2) pH STANDARD SOLUTION	00651-08	CC785578	4881-14430633	31-Aug-25
3) pH STANDARD SOLUTION	00651-10	CC787086	4882-14483317	21-Sep-25
4) PROCESS CALIBRATOR	CA150	91S6079	24E1251	09-Apr-25
5) BATH	260014	1247 48074	23T9014	13-Sep-24
6) THERMOMETER WITH PROBE	421504	55000379	23T9623	13-Sep-24

3. THE CERTIFICATE IS VALID FOR THE ITEM CALIBRATED AS SHOWN ON THE DATE AND PLACE OF CALIBRATION ONLY.
4. THIS RESULT EXCLUDE LONG TERM STABILITY OF THE UNIT UNDER CALIBRATION.
5. THIS CERTIFICATE IS TRACEABLE TO SI UNIT MAINTAINED AT :-
 - NATIONAL INSTITUTE OF STANDARD AND TECHNOLOGY, USA.
 - NATIONAL INSTUTITE OF METROLOGY (THAILAND)

RESULT OF CALIBRATION : ADJUSTMENT**1. DISPLAY UNIT ONLY**SLOPE FACTOR $k = 2.303 RT/F = 59 \text{ mV/pH}$

mV APPLIED	UUC READING (mV)	CORRECTION (mV)	UUC READING (pH)	UNCERTAINTY OF MEASUREMENT (± mV)	COVERAGE FACTOR k
414.11	414.8	-0.69	-0.115	0.15	2.00
354.95	355.5	-0.55	0.884	0.15	2.00
295.80	296.4	-0.60	1.885	0.15	2.00
236.64	237.1	-0.46	2.886	0.15	2.00
177.48	178.0	-0.52	3.887	0.15	2.00
118.32	118.8	-0.48	4.887	0.15	2.00
59.16	59.6	-0.44	5.887	0.15	2.00
0.00	0.4	-0.40	6.888	0.15	2.00
-59.16	-58.7	-0.46	8.101	0.15	2.00
-118.32	-117.9	-0.42	9.345	0.15	2.00
-177.48	-177.4	-0.08	10.589	0.15	2.00
-236.64	-236.4	-0.24	11.834	0.15	2.00
-295.80	-294.5	-1.30	13.077	0.15	2.00
-354.95	-354.7	-0.25	14.322	0.15	2.00
-414.11	-413.9	-0.21	15.565	0.15	2.00

END OF CALIBRATION REPORT PAGE 2 OF 3

**QUALITY CALIBRATION CO., LTD.**

235 Petchkasem 63/2 Road, Laksong, Bangkae, Bangkok 10160

Tel (662) 421-5402, (662) 444-0152-3, Fax (662) 809-4584

CERTIFICATE No : 24E6416

PAGE : 3 OF 3

Calibration Report**RESULT OF CALIBRATION (CONTINUE) :****2. DISPLAY UNIT WITH pH ELECTRODE S/N: 09081C6M**

STANDARD pH BUFFER SOLUTION (pH)	UUC READING (pH)	CORRECTION (pH)	VALUE BEFORE ADJUSTMENT	UNCERTAINTY OF MEASUREMENT (\pm pH)	COVERAGE FACTOR k
4.015	4.011	0.004	3.905	0.012	2.00
7.003	7.003	0.000	6.972	0.012	2.00
10.009	10.014	-0.005	9.570	0.014	2.00

3. DISPLAY UNIT WITH TEMPERATURE

STANDARD READING ($^{\circ}$ C)	UUC READING ($^{\circ}$ C)	CORRECTION ($^{\circ}$ C)	VALUE BEFORE ADJUSTMENT	UNCERTAINTY OF MEASUREMENT (\pm $^{\circ}$ C)	COVERAGE FACTOR k
25.004	25.0	0.004	---	0.0085	2.00

4. PERCENT SLOPE 100%

UUC : UNIT UNDER CALIBRATION

THE REPORTED UNCERTAINTY OF MEASUREMENT WAS BASED ON A STANDARD UNCERTAINTY MULTIPLIED BY A COVERAGE FACTOR k, PROVIDING A LEVEL OF CONFIDENCE APPROXIMATELY 95%.

END OF CALIBRATION REPORT

CERTIFICATE OF CALIBRATION

FOR

NOMENCLATURE : CONDUCTIVITY METER
MANUFACTURER : METTLER TOLEDO
MODEL / TYPE : SEVEN COMPACT S230
SERIAL NO. : C141708983/5821320179
CLID. NO. : 272300452
JOB CONTROL NO. : 240213016389
CALIBRATION SERVICE : ☒ IN-LABORATORY ☐ ON-SITE

CUSTOMER : S.P.S. CONSULTING SERVICE CO., LTD.
7 SOI PHAHOLYOTHIN 24 ROAD, JOMPOL,
CHATUCHAK, BANGKOK 10900

DATE OF RECEIVED : 13 February 2024

DATE OF ISSUED : 16 February 2024

The report of calibration shall not be reproduced except in full without approval of the Calibration Laboratory Co., Ltd.

Calibrated By :

Approved By :



This Calibration Certificate documents the traceability to national standards, which realize the units of measurement according to the International System of Units (SI)

Certificate No. Q24016389

F3-011-05/12-23

page 1 of 4



@clccalibration

REPORT OF CALIBRATION FOR

NOMENCLATURE : CONDUCTIVITY METER
MANUFACTURER : METTLER TOLEDO
MODEL / TYPE : SEVEN COMPACT S230
SERIAL NO. : C141708983/5821320179
DATE OF CALIBRATION : 13 February 2024

ENVIRONMENT CONDITIONS :

Temperature : $(25 \pm 2.5) ^\circ\text{C}$

Relative Humidity : $(50 \pm 15) \% \text{ RH}$

PROCEDURE USED :

This instrument [Conductivity Meter] was calibrated under procedure No. **WI-305-130**. The calibration was performed by direct measurement with Certified Reference Material (CRM) and Reference Material (RM) .

This instrument [Temperature] was calibrated under procedure No. **WI-305-244**. The calibration was performed by Comparison with Calibration Bath, Precision Thermometer and IPRT which maintained by the Calibration Laboratory Co., Ltd.

REFERENCE STANDARD USED :

1. Conductivity Solution , Hanna Product Code HI 7033L Lot Number 7830.
2. Potassium Chloride Solution (nominal 1.41 mS/cm)
3. Potassium Chloride Solution (nominal 12.8 mS/cm)
4. Calibration Bath, Kambic Model OB-22/2 ULT S/N. 17115653.
5. Precision Thermometer, ASL Model F200-A-8 S/N. 014433/03.
6. IPRT, ASL Model T100-250-1D S/N. L0193A-1-1.



TRACEABILITY :

1. The measurements are traceable to International System of Units (SI) , through Hanna instruments.
Certificate No. 20F21 , Due Date June 2025 .
2. The measurements are traceable to International System of Units (SI) , through Sigma-Aldrich Canada Co.
Certificate No. HC30595403 , Due Date 31 January 2026 .
3. The measurements are traceable to International System of Units (SI) , through Sigma-Aldrich Canada Co.
Certificate No. HC20111554 , Due Date 30 September 2025.
4. The measurements are traceable to International System of Units (SI) , through Calibration Laboratory Co., Ltd.
Certificate No. Q23136342, Due Date 20 December 2024.
5. The measurements are traceable to International System of Units (SI) , through Thailand Institute of Scientific and Technological Research (TISTR). Certificate No. PSL-T 0203/67, Due Date 07 December 2024.
6. The measurements are traceable to International System of Units (SI) , through National Institute of Metrology (Thailand).
Certificate No. TT-0136-23, Due Date 12 December 2024.

UNCERTAINTY :

The reported expanded uncertainty of measurement is stated as the standard uncertainty of measurement multiplied by the coverage factor $k = 2,00$ which for a normal distribution corresponds to a coverage probability of approximately 95 %.

It has been evaluated according to the "Evaluation of the Uncertainty of Measurement in Calibration (EA-4/02 M:2022)"



CONDITION OF CALIBRATION ITEM : RECEIVED IN GOOD OPERATIONAL CONDITION

MEASUREMENT RESULTS : (X) without adjustment () adjustment

The table in the following gives the calibration results and associated measurement uncertainties of Conductivity Meter.

CALIBRATION DATA

1. Conductivity Solution Test @ 25°C

Standard Conductivity Solution	DUC Reading	Uncertainty of Measurement
*84.00 µS/cm	84.05 µS/cm [Cell Constant 0.548589]	± 1.00 µS/cm
1414.0 µS/cm	1415 µS/cm [Cell Constant 0.548589]	± 21.0 µS/cm
12.83 mS/cm	12.75 mS/cm [Cell Constant 0.548589]	± 0.19 mS/cm

Note. * means Calibrations marked "Not TISI Accredited" in this Certificate have been included for completeness.

The Scope of Accredited TISI Certificate No. 23-LB0092 Issue 02 Page 91 of 138

*2. Temperature Result [Probe Conductivity]

Immersion depth (mm)	Actual Temperature (°C)	DUC Reading (°C)	Correction (°C)	Uncertainty ± (°C)
100	25.00	24.9	+0.10	0.07

Note. * means Calibrations marked " Not TISI Accredited " in this Certificate have been included for completeness.

This report is valid for the above stated instrument/s only.

End of Certificate

Certificate No. Q24016389

F3-011-05/12-23

page 4 of 4



@clccalibration



CERTIFICATE No : 24M2229
REFERENCE No : 72448-3

PAGE : 1 OF 2

Certificate of Calibration

EQUIPMENT : DIGITAL BALANCE

MANUFACTURER : SARTORIUS

MODEL : BSA224S-CW

SERIAL No : 36591843


ID No : BA 09/61

CONDITION AS RECEIVED : USED ITEM

SUBMITTED BY : S.P.S. CONSULTING SERVICE CO., LTD.
7 SOI PHAHOLYOTHIN 24, PHAHOLYOTHIN RD.,
JOMPOL, CHATUCHAK, BANGKOK 10900

CALIBRATED BY : ATSAWIN Y.

CALIBRATION DATE : 08-Mar-24

APPROVED BY : 

ISSUED DATE : 14-Mar-24

RECEIVED DATE : 08-Mar-24



CERTIFICATE No : 24M2229

PAGE : 2 OF 2

Calibration Report

EQUIPMENT : DIGITAL BALANCE **MODEL** : BSA224S-CW
MANUFACTURER : SARTORIUS **S/N** : 36591843
ID No : BA 09/61 **RECEIVED DATE** : 08-Mar-24
AIR PRESSURE : 1010mbar \pm 1mbar **CALIBRATION DATE** : 08-Mar-24
AMBIENT TEMPERATURE : 25° C \pm 1° C **RELATIVE HUMIDITY** : 55 %RH \pm 10 % RH

CONDITION OF THIS RESULTS OF CALIBRATION

1. THIS INSTRUMENT WAS CALIBRATED BY ACCORDING TO UKAS LAB 14 EDITION 6:2019 BY USING KNOWN WEIGHT STANDARD WEIGHT. THE BALANCE WAS NOT ADJUSTED BEFORE CALIBRATION. THE BALANCE HAS NO ZERO TRACKING FUNCTION. REPEATABILITY WAS MEASURED BY USING 10 REPEATED MEASUREMENTS. LINEARITY WAS MEASURED COVERING 10 POINTS, EVENLY SPREAD OVER THE RANGE. THE INSTRUMENT WAS SET ZERO BEFORE PERFORMING THE LINEARITY TEST. OFF-CENTER LOADING WAS MEASURED BY USING STANDARD WEIGHTS PLACED ON THE PAN AND MOVED TO VARIOUS POSITIONS ON THE PAN.

2. REFERENCE STANDARD INSTRUMENTS :-

<u>INSTRUMENT</u>	<u>MODEL</u>	<u>SERIAL No</u>	<u>CERTIFICATE No</u>	<u>DUE DATE</u>
1) STANDARD WEIGHT SET	E2	QK-I-151	M2302013S	02-Feb-25
2) STANDARD WEIGHT	E2	15843	M2302014S	02-Feb-25

3. THE CERTIFICATE IS VALID FOR THE ITEM CALIBRATED AS SHOWN ON THE DATE AND PLACE OF CALIBRATION ONLY.

4. THIS RESULT EXCLUDE LONG TERM STABILITY OF THE UNIT UNDER CALIBRATION.

5. THIS CERTIFICATE IS TRACEABLE TO THE INTERNATIONAL SYSTEM OF UNIT MAINTAINED AT:-

- NATIONAL INSTITUTE OF METROLOGY (THAILAND) THROUGH CENTRAL BUREAU OF WEIGHTS&MEASURES

RESULT OF CALIBRATION :- WITHOUT ADJUSTMENT

1. ZERO SETTING FUNCTION : NORMAL

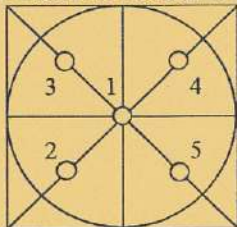
2. TARE FUNCTION : NORMAL

3. REPEATABILITY OF READING AT 200 g WAS 0 g

4. DEPARTURE FROM NOMINAL VALUE/ LINEARITY

NOMINAL VALUE (g)	BALANCE READING (g)	CORRECTION (g)	UNCERTAINTY (\pm g)
0.0	0.0000	0.0000	0.000082
0.1	0.1000	0.0000	0.000083
0.2	0.2000	0.0000	0.000083
0.5	0.5000	0.0000	0.000083
1.0	1.0000	0.0000	0.000084
2.0	2.0000	0.0000	0.000084
5.0	5.0000	0.0000	0.000086
10.0	10.0000	0.0000	0.000089
20.0	20.0001	-0.0001	0.000094
50.0	50.0000	0.0000	0.00012
100.0	100.0001	-0.0001	0.00019
200.0	200.0000	0.0000	0.00032

5. OFF CENTER LOADING ERROR



POINT	READING (g)
1	100.0000
2	100.0000
3	100.0000
4	100.0000
5	100.0000
OFF-CENTER LOADING	0.0000

NOTE: THIS CALIBRATION WAS CARRIED OUT AT THE CUSTOMER'S PLACE AT LABORATORY AREA

THE REPORTED UNCERTAINTY OF MEASUREMENT WAS BASED ON A STANDARD UNCERTAINTY MULTIPLIED BY A COVERAGE FACTOR $k=2$, PROVIDING A LEVEL OF CONFIDENCE APPROXIMATELY 95%.

END OF CALIBRATION REPORT

Cert. No. : SP24020

Pages 1 of 3

Calibration Certificate

Equipment : UV-VIS SPECTROPHOTOMETER

Manufacturer : PERKINELMER

Model : LAMBDA 25

Serial No.: 501S14123010

ID No.: SP03/58

Calibration Mode : WAVELENGTH ACCURACY
PHOTOMETRIC ACCURACY

Condition As Found : GOOD

Customer : S.P.S. CONSULTING SERVICE CO., LTD.
7 SOI PHAHOLYOTHIN 24, PHAHOLYOTHIN ROAD,
CHOMPHON, CHATUCHAK,
BANGKOK 10900, THAILAND.

Location : WET CHEMISTRY LABORATORY IV

Ambient Temperature : (28.1 \pm 5) °C

Relative Humidity : (47.2 \pm 25) %


Received Date : 27 AUGUST 2024

Calibration Date : 27 AUGUST 2024

Date of Issue : 27 AUGUST 2024

Calibrated by :

Approved by :



SITHIPORN ASSOCIATES CO., LTD.

CALIBRATION LABORATORY

451-451/1 Sirinthorn Road, Banglumru, Bangplud, Bangkok, 10700 Thailand
Tel. +66 2433 8331 Email : calibration@sithiporn.com

SITHIPORN
associates



Cert. No. : SP24020

Job No. : VC67SP0013

Pages : 2 of 3

Calibration Method :

This instrument was calibrated by using on-site calibration procedure In-house method : CP-SP-01

The calibration procedure to direct measurement wavelength accuracy by using wavelength standard solution, Photometric accuracy by using absorbance standard filter and absorbance standard solution

The calibration procedure used was based on ASTM E275-01, ASTM E925-02

Condition of this result of calibration :

1. Certified reference materials

Material	Ref. type	Cell serial No.	Cert. No.	Due Date
Holmium liquid	RM-HL	29706	106864	01/11/2024
Didymium liquid	RM-DL	28912	106905	02/11/2024
Neutral density filter	RM-1N2N3N	13877	106918	03/11/2024
Potassium dichromate solutions	RM-0204060810	14204	106902	02/11/2024
Potassium Iodide solution	-	KI-0701-001	CI-0185-24	14/05/2026

2. This result of calibration was found accurate as shown on date and place of calibration only.

3. This certificate is traceable to the international system of unit maintained at :

3.1 The UK National Physical Laboratory (NPL)

3.2 The National Institute of Standards and Technology, NIST.

Result of calibration : Wavelength Accuracy

(Without adjustment)

Material	Certified Values of Reference Material (nm)	UUC* Reading (nm)	Error (nm)	Uncertainty ± (nm)	k Factor
RM-HL	278.13	278.3	0.17	0.16	2.00
	361.25	361.4	0.15	0.16	2.00
	467.82	467.7	-0.12	0.16	2.00
	536.56	536.5	-0.06	0.16	2.00
	640.50	640.4	-0.10	0.16	2.00
RM-DL	740.09	739.9	-0.19	0.16	2.00
	864.94	865.2	0.26	0.16	2.00

UUC* = Unit Under Calibration

SITHIPORN ASSOCIATES CO., LTD.

CALIBRATION LABORATORY

451-451/1 Sirinthorn Road, Bangbunru, Bangplud, Bangkok, 10700 Thailand
Tel. +66 2433 8331 Email : calibration@sithiporn.com

SITHIPORN
associates



Cert. No. : SP24020

Job No. : VC67SP0013

Pages : 3 of 3

Result of calibration : Photometric Accuracy

(Without adjustment)

Material	Wavelength (nm)	Filter S/N	Nominal Absorbance (A)	Certified Absorbance (A)	UUC* Reading Absorbance (A)	Error (A)	Uncertainty ± (A)	k Factor
Neutral Density glass filter	440.0	29360	1.0	1.0517	1.0550	0.0033	0.0029	2.00
		29914	0.7	0.7445	0.7460	0.0015	0.0029	2.00
		29381	0.5	0.5416	0.5431	0.0015	0.0030	2.00
	546.1	29360	1.0	0.9821	0.9820	-0.0001	0.0028	2.00
		29914	0.7	0.6961	0.6958	-0.0003	0.0028	2.00
		29381	0.5	0.5073	0.5080	0.0007	0.0029	2.00
	590.0	29360	1.0	1.0222	1.0210	-0.0012	0.0028	2.00
		29914	0.7	0.7237	0.7221	-0.0016	0.0029	2.00
		29381	0.5	0.5361	0.5361	0.0000	0.0031	2.00
	635.0	29360	1.0	0.9753	0.9745	-0.0008	0.0028	2.00
		29914	0.7	0.6910	0.6900	-0.0010	0.0029	2.00
		29381	0.5	0.5211	0.5210	-0.0001	0.0032	2.00
Material	Wavelength (nm)	Solution (mg/l)	Certified Absorbance (A)	UUC* Reading Absorbance (A)	Error (A)	Uncertainty ± (A)	k Factor	
RM-0204060810	235.0	20	0.2422	0.2418	-0.0004	0.0101	2.00	
		40	0.4866	0.4852	-0.0014	0.0115	2.00	
		60	0.7414	0.7389	-0.0025	0.0067	2.00	
		80	0.9858	0.9842	-0.0016	0.0093	2.00	
		100	1.2442	1.2414	-0.0028	0.0086	2.00	

UUC* = Unit Under Calibration

Condition of this result of calibration : Spectrophotometer PERKINELMER Model Lambda 25 S/N 501S14123010

Resolution of Wavelength Mode 0.1 nm

Resolution of Photometric Mode 0.0001 A

Parameter Setting

Measurement Mode Wavelength, Absorbance

Wavelength Scan 1100 nm-190 nm

Scanning Speed 7.5 nm/min

Data Pitch 0.1 nm

Band width(Wavelength) 1.0 nm

Band width(Vis) 1.0 nm

Band width(Uv) 1.0 nm

Stray Light** UUC* Reading at 220 nm

Transmission T(%)	Absorbance(A)
0.0117	3.8659


**Specific Acceptance :

Transmission \leq 1.0 T(%), Absorbance \geq 2.0 A

**Stray light not TISI Accredited

The reported uncertainty is based on a standard uncertainty multiplied by a coverage factor k , providing a level of confidence of approximately 95%

End of Calibration Certificate



MIRACLE INTERNATIONAL TECHNOLOGY CO.,LTD

214 Bangwaek Rd. Bangpai Bangkok 10160
Tel.: 0-2865-4647-8 Fax: 0-2865-4649 <http://www.mit.in.th>



CALIBRATION CERTIFICATE

Certificate No. : S2024090374-0003

Date Issued : 23-Sep-24

Customer : S.P.S. CONSULTING SERVICE CO., LTD.
7 Soi Phaholyothin 24 Phaholyothin Road., Jompol, Chatuchak, Bangkok 10900

Equipment : Incubator

Manufacturer : BINDER

Model : BD 115

Serial No. : 12-16967

ID No./Tag No. : IN 05/56

Date Received : 16-Sep-24

Date Calibrated : 16-Sep-24

Calibrated by : Anusak Songliam

Calibration Method or Calibration Procedure Used

Standard method : CP-05 TLAS G-20.


This certificate is traceable to national standards, which realize the units of measurement according to the International System of Units (SI).

Result of Calibration

The reported uncertainty of measurement was based on standard uncertainty multiplied by a coverage factor $k = 2$, providing a level confidence approximately 95 percent.

This certificate may not be reproduced other than in full except with the prior written approval of the Miracle International Technology Company Limited.

Approved by:



Page 1 of 2

Certificate No. : S2024090374-0003

Environment : Ambient Temperature : Start record 23.7 °C, Stop record 23.5 °C
Relative Humidity : Start record 54.6 %RH, Stop record 54.4 %RH

Calibration Temperature (°C)	Setting Temperature (°C)	Indicating Temperature (°C)	Measured Stability ¹ (°C)	Measured Uniformity ² (°C)	Overall Variation ³ (°C)
35	35.0	35.0	0.04	0.21	0.38
41.5	41.5	41.5	0.07	0.19	0.30

Without adjustment

Calibration Temperature (°C)	STD No. 1 (°C)	STD No. 2 (°C)	STD No. 3 (°C)	STD No. 4 (°C)	STD No. 5 (°C)	STD No. 6 (°C)	STD No. 7 (°C)	STD No. 8 (°C)	STD No. 9 (°C)	Uncertainty ⁴ (±°C)
35	34.81	35.12	34.93	34.92	35.02	34.82	34.92	35.13	34.98	0.23
41.5	41.31	41.49	41.33	41.34	41.41	41.31	41.52	41.32	41.46	0.23

Decision Rule with Guard Band

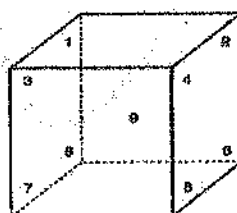
Calibration Temperature (°C)	No. 1	No. 2	No. 3	No. 4	No. 5	No. 6	No. 7	No. 8	No. 9	MPE (±°C)
35	Pass	Pass	Pass	Pass	Pass	Pass	Pass	Pass	Pass	0.5
41.5	Pass	Pass	Pass	Pass	Pass	Pass	Pass	Pass	Pass	0.5

Pass = $|\text{error}| + |\text{uncertainty}| \leq |\text{MPE}|$ MPE = Maximum Permissible Error

Fail = $|\text{error}| + |\text{uncertainty}| > |\text{MPE}|$

Note : Probe No. 9 is Reference Probe

Setting Air Fresh No. 0



Condition As-Received : Used Item

The measurement results and statements of conformity with specification only relate to the item calibrated.

Measurement Standards Used & Traceability :

The International System of Units (SI) through

MIT Certificate No. L202407373-0005 for Temperature Indicator with Sensor Serial No. US37020317, Due 31-Jan-25

- Notes :
1. The temperature stability is the one-half of greatest maximum difference of measured temperatures at any one probe.
 2. The temperature uniformity is the maximum difference of measured temperatures between of any probes and the measured temperature at the reference location which are observed at same time.
 3. Overall variation is the difference of maximum and minimum measured temperatures throughout observation time.
 4. The uncertainty of measurement is included temperature stability.
 5. The temperature uniformity, stability, overall variation and indicating temperature is applicable to all air or gas filled temperature controlled enclosures at atmospheric pressure.

End of Certificate



CERTIFICATE No : 24T2234

REFERENCE No : 72448-8

PAGE : 1 OF 2

Certificate of Calibration

EQUIPMENT : WATER BATH

MANUFACTURER : MEMMERT

MODEL : WNB29

SERIAL No : L614.0123

ID No : WB-05/58

CONDITION AS RECEIVED : USED ITEM

SUBMITTED BY : S.P.S. CONSULTING SERVICE CO., LTD.
7 SOI PHAHOLYOTHIN 24, PHAHOLYOTHIN RD.,
JOMPOL, CHATUCHAK, BANGKOK 10900

CALIBRATED BY : CHAICHARN CH.

CALIBRATION DATE : 08-Mar-24

APPROVED BY : 

ISSUED DATE : 14-Mar-24

RECEIVED DATE : 08-Mar-24



CERTIFICATE No : 24T2234

PAGE : 2 OF 2

Calibration Report

EQUIPMENT : WATER BATH
MANUFACTURER : MEMMERT
ID NUMBER : WB-05/58
RECEIVED DATE : 08-Mar-24
AMBIENT TEMPERATURE : 25 °C ± 1 °C

MODEL : WNB29
SERIAL NUMBER : L614.0123
CALIBRATION DATE : 08-Mar-24
RELATIVE HUMIDITY : 56 %RH ± 10 % RH

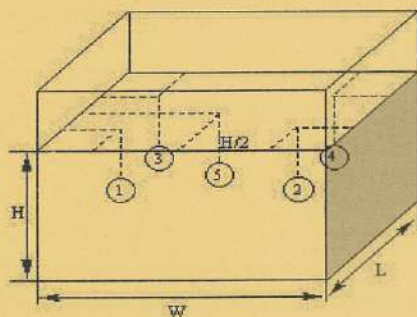
CONDITION OF THIS RESULTS OF CALIBRATION

1. THIS INSTRUMENT WAS CALIBRATED ACCORDING TO ASTM E715-80 (REAPPROVED 2001) BY COMPARISON WITH CALIBRATED RTD. THE PROBES WERE PLACED ON FIVE POINTS AND LOCATED ONE PROBE IN EACH OF THE FOUR CORNERS OF THE BATH AND PLACED THE FIFTH RTD WITHIN 2.5 cm. OF THE GEOMETRIC CENTER OF THE WATER VOLUME (REFERENCE LOCATION) UNDER NO LOAD CONDITION.
2. REFERENCE STANDARD INSTRUMENTS :-

<u>INSTRUMENT</u>	<u>MODEL</u>	<u>SERIAL No</u>	<u>CERTIFICATE No</u>	<u>DUE DATE</u>
1) DATA LOGGER WITH RTD	2635A	7286308	23T6641	14-Jul-24

3. THE CERTIFICATE IS VALID FOR THE ITEM CALIBRATED AS SHOWN ON THE DATE AND PLACE OF CALIBRATION ONLY.
4. THIS RESULT EXCLUDE LONG TERM STABILITY OF THE UNIT UNDER CALIBRATION.
5. THIS CERTIFICATE IS TRACEABLE TO THE INTERNATIONAL SYSTEM OF UNIT MAINTAINED AT:-
- NATIONAL INSTITUTE OF METROLOGY (THAILAND) THROUGH QUALITY CALIBRATION CO.,LTD.

RESULT OF CALIBRATION :- WITHOUT ADJUSTMENT



PROBE INSTALLATION
POSITION IN THE BATH

GENERAL INFORMATION

Overall Variation of Ambient Temperature around the Bath (°C) : 2.1
Overall Variation of Line Voltage (V) : 14
Instrument Condition : Normal
Bath Inner Size (W*L*H) : 60*40*6 cm

BATH PERFORMANCE

Controller Temperature (°C)	Temperature Stability (±°C)	Radius Uniformity (°C)	Axial Uniformity (°C)	Overall Variation (°C)
50.0	0.05	0.06	0.04	0.11
60.0	0.07	0.19	0.03	0.30

TEMPERATURE MEASUREMENT ACCURACY TEST

Controller Temp (°C)	Indicating Temp (°C)	Measured Temperature (°C) at Spread Locations					Uncertainty (± °C)
		#1	#2	#3	#4	Ref. 5	
50.0	50.0	49.61	49.62	49.63	49.67	49.65	0.15
60.0	60.0	59.48	59.67	59.52	59.60	59.59	0.16

NOTE 1 : THE UNCERTAINTY OF MEASUREMENT EXCLUDED TEMPERATURE UNIFORMITY OF THE BATH.

NOTE 2 : THIS CALIBRATION WAS CARRIED OUT AT THE CUSTOMER'S PLACE AT LABORATORY AREA.

THE REPORTED UNCERTAINTY OF MEASUREMENT WAS BASED ON A STANDARD UNCERTAINTY MULTIPLIED BY A COVERAGE FACTOR k=2, PROVIDING A LEVEL OF CONFIDENCE APPROXIMATELY 95%.

END OF CALIBRATION REPORT



MAINTENANCE AND TEST CERTIFICATE MODEL

OPTIMA 5300DV

Customer : <u>S.P.S.Consulting Service Co.,Ltd</u>	Date Tested: <u>January 6, 2025</u>	
	Recommendation Recertification	
Address : <u>7 Soi Phaholyothin 24</u>	Period <u>6</u> Months	
<u>Paholyothin Road</u>	Recertification Due: <u>July 6, 2025</u>	
<u>Jompol Chatuchak, Bangkok 1090</u>	Date Last Certified: <u>July 4, 2024</u>	
User Name: <u>[REDACTED]</u>	Visit Number: <u>2 of 2</u>	
Phone: <u>083-9269252</u>	PerkinElmer Phone: <u>02-719-6420 ext 206</u>	
Fax: <u>02-513-4221</u>	PerkinElmer Fax: <u>02-318-5597</u>	

CONFIGURATION TESTED		ACCESSORIES/COMPONENT NOT INCLUDED
MODEL	SERIAL NUMBER	
<u>OPTIMA 5300DV</u>	<u>077C7042401</u>	
TESTED EQUIPMENT	CALIBRATION NUMBER	EXPIRATION
<u>IPV Methods</u>		
TEST STANDARD USED	PART NUMBER	EXPIRATION DATE
<u>Multielement Standard</u>	<u>N069-1579</u>	<u>December 30, 2025</u>
<u>Wavecal Solution</u>	<u>N058-2152</u>	<u>April 30, 2025</u>
<u>VIS Wavecal solution</u>	<u>N930-2946</u>	<u>December 30, 2025</u>
<u>Instrument Cal. STD4</u>	<u>N930-0221</u>	<u>August 30, 2025</u>
CUSTOMER SUPPLIED	COMMENTS	CUSTOMER INITIALS
<u>2 % HNO3</u>		
<u>10 % HNO3</u>		



MAINTENANCE AND TEST CERTIFICATE MODEL

OPTIMA 5300DV

SERIAL NUMBER 077C7042401**DATE TESTED** January 6, 2025**1. MECHANICAL CHECKS**

A. Inspect and clean all fans and filters.

☐ OK

B. Inspect and replace as necessary, all torch components including the RF coil.

☐ OK

C. Inspect all tubing for sign of clacking or leaking.

☐ OK

D. Adjust water and gas pressure regulator settings.

☐ OK

E. Inspect and leak check pneumatics drawers.

☐ OK

F. Clean the exterior of the instrument.

☐ OK**2. OPTICAL CHECKS**

A. Inspect and clean all optical components.

☐ OK

B. As required, check and replace all purgefilters.

☐ OK

C. Recheck optical alignment.

☐ OK**3. COOLING SYSTEM CHECKS**

A. Perform preventive maintenance on chiller.

☐ OK

B. Flush out the chiller every year.

☐ N/A**4. PERFORMANCE CHECKS**

A. Torch View Alignment.

☐ OK

B. Wavelength Calibration.

☐ OK



MAINTENANCE AND TEST CERTIFICATE MODEL

OPTIMA 5300DV

SERIAL NUMBER : 077C7042401DATE TESTED : January 6, 2025

PARAMETER		SPECIFICATION		FINAL VALUE	
Spectral Resolution : UV	As 193.696 nm	≤ 0.007		0.00519	
	Ni 231.604 nm	≤ 0.008		0.00667	
	Ni 341.476 nm	≤ 0.012		0.00757	
Spectral Resolution : VIS	La 408.672 nm	≤ 0.020		0.01621	
	Ba 455.403 nm	≤ 0.025		0.02183	
Precision					
	As 193.656 nm	% RSD	< 1.0	0.51	%
	Zn 213.856 nm	% RSD	< 1.0	0.48	%
	Mn 257.610 nm	% RSD	< 1.0	0.03	%
	La 379.478 nm	% RSD	< 1.0	0.05	%
	Ba 455.403 nm	% RSD	< 1.0	0.07	%
	Ba 493.408 nm	% RSD	< 1.0	0.04	%
Detection Limits : Axial	Tl 190.080 nm	3(sd)		10.65	ppb
	As 193.696 nm	3(sd)		2.48	ppb
	Pb 220.353 nm	3(sd)		3.09	ppb
Detection Limits : Radial	As 193.696 nm	3(sd)		12.41	ppb
	Zn 213.856 nm	3(sd)		0.91	ppb
	Mn 257.610 nm	3(sd)		0.13	ppb
	La 379.478 nm	3(sd)		4.74	ppb
	Ba 455.403 nm	3(sd)		0.10	ppb
	Ba 493.408 nm	3(sd)		0.18	ppb
BEC : Axial (IB X 500)/(IS-IB)	Cd 226.502 nm	≤ 150 ppb		14.22	
BEC : Radial (IB X 1000)/(IS-IB)	Mn 257.610 nm	≤ 45 ppb		6.14	



MAINTENANCE AND TEST CERTIFICATE MODEL

OPTIMA 5300DV

SERIAL NUMBER 077C7042401**DATE TESTED** January 6, 2025**Remarks :**

Commissioning follow as commissioning performance sheets.

This is to certify that the above tests have been performed and the configuration tested

☒


meets

☐

does not meet

the PerkinElmer Specifications listed on this certificate.

This certificate does not modify PerkinElmer's standard terms and condition of sale, including warranty terms.

Authorized Representative

MAINTENANCE REPORT AND CALIBRATION CERTIFICATE

ATOMIC ABSORPTION SPECTROPHOTOMETER MODEL

PinAAcle 900T

Customer :	S.P.S.Consulting Service Co.,Ltd	Date Tested:	January 6, 2025
Address :	7 Soi Phaholyothin 24	Recommendation Recertification	
	Paholyothin Road	Period	6 Months
	Jompol Chatuchak, Bangkok 10900	Recertification Due:	July 6, 2025
User Name:		Date Last Certified:	July 4, 2024
Phone:	083-9269252	Visit Number:	1 OF 2
Email:		PerkinElmer Phone:	02-719-6420 ext 204
		PerkinElmer Fax:	02-318-5597

CONFIGURATION TESTED		
MODEL	SERIAL NUMBER	SOFTWARE
PinAAcle 900T	PTCS14111103	Wiblab V5.1
AS 900		
TEST STANDARD USED	PART NUMBER	EXPIRATION DATE
Copper	N9300183	APR 30 2025
GFAAS Mixed standard	N9300244	FEB 28 2025
MG0-042	N101-3000	
MG2-045	N101-3002	

MAINTENANCE REPORT AND CALIBRATION CERTIFICATE

ATOMIC ABSORPTION SPECTROPHOTOMETER MODEL

PinAAcle 900T

SERIAL NUMBER	PTCS14111103	DATE TESTED	January 6, 2025
1. INSTRUMENT CHECKS			
A. The Mirror and Lenses Condition			<input type="text" value="OK"/>
B. Grating Condition			<input type="text" value="OK"/>
C. Replace or Clean Dust Filter			<input type="text" value="OK"/>
D. Cleaning the Contact Cylinders			<input type="text" value="OK"/>
E. Cleaning the Furnace Windows			<input type="text" value="OK"/>
F. Cleaning the Burner Head			<input type="text" value="OK"/>
G. Cleaning the Nebulizer			<input type="text" value="OK"/>
H. Cleaning the Drain System			<input type="text" value="OK"/>
2. AUTOSAMPLE CHECK			
A. Sampling and Arm			<input type="text" value="OK"/>
B. Sampling & Rinse Pump			<input type="text" value="OK"/>
C. Sample Position & Clean			<input type="text" value="OK"/>
3. COOLING SYSTEM CHECKS			
A. Clean and Change Distill water			<input type="text" value="OK"/>
B. Themensor			<input type="text" value="OK"/>
4. FIAS CHECKS			
A. Pump and 5 Port Valve			<input type="text" value="N/A"/>
B. Chemifold and Tubing			<input type="text" value="N/A"/>
C. Power Supply			<input type="text" value="N/A"/>
D. Flow meter and Gas system			<input type="text" value="N/A"/>

MAINTENANCE REPORT AND CALIBRATION CERTIFICATE

ATOMIC ABSORPTION SPECTROPHOTOMETER MODEL

PinAAcle 900T

SERIAL NUMBER	PTCS14111103	DATE TESTED	January 6, 2025
PARAMETER		SPECIFICATION	ACTUAL VAULE
A. Flame Mode Tests			
1. Detector-Linearity with Barium (553.55 nm)			
Neutral Density Filter 0.2 :	0.2042	Abs. + 5%	0.2029 Abs.
Neutral Density Filter 1.0 :	0.9798	Abs. + 5%	1.0137 Abs.
2. Baseline Noise at 1 Abs with Barium (553.55 nm)			
(at an integration time of 0.5 seconds			
and 99 replicates)			
	SD ≤ 0.010 Abs.		0.0016 Abs.
3. AA Baseline with Copper (Cu 324.75 nm)			
(at an integration time of 0.5 seconds			
and 99 replicates)			
	SD ≤ 0.001 Abs.		0.0002 Abs.
4. D ₂ Background Compensation (Copper 324.75 nm)			
with Neutral Density Filter 1.0	Absorbance ≤ 0.010 Abs		0.0020 Abs.
5. AA-BG Baseline Noise with Copper (324.75 nm)			
(at an integration time of 2.0 seconds			
and 99 replicates)			
	SD ≤ 0.005 Abs.		0.0002 Abs.
6. AA-BG Baseline Noise with Arsenic (193.70 nm)			
(at an integration time of 2.0 seconds			
and 99 replicates)			
	SD ≤ 0.005 Abs.		0.0007 Abs.

MAINTENANCE REPORT AND CALIBRATION CERTIFICATE

ATOMIC ABSORPTION SPECTROPHOTOMETER MODEL

PinAAcle 900T

SERIAL NUMBER	<u>PTCS14111103</u>	DATE TESTED	<u>January 6, 2025</u>
PARAMETER	SPECIFICATION	ACTUAL VAULE	
7. Flame Interlock Shutdown	Shutdown correct?	<div>OK</div>	
8. Flame Sensitivity with Copper (324.75 nm)			
(5 mg/L Cu Standard a read time of 10 seconds			
10 replicates, standard burner and Stainless stell nebulizer)			
	Sensitivity ≥ 0.250 Abs.	<u>0.3115</u>	Abs.
(2 mg/L Cu Standard a read time of 10 seconds			
10 replicates, standard burner and High sensitivity nebulizer)			
	Sensitivity ≥ 0.250 Abs.	<u>N/A</u>	Abs.

MAINTENANCE REPORT AND CALIBRATION CERTIFICATE

ATOMIC ABSORPTION SPECTROPHOTOMETER MODEL

PinAAcle 900T

SERIAL NUMBER	PTCS14111103	DATE TESTED	January 6, 2025
PARAMETER	SPECIFICATION	ACTUAL VAULE	
B. THGA Tests			
1. Furnace Gas Flows			
Internal Flow	250 ± 25 mL/min	250	mL/min
External Flow	100 ± 10 mL/min	100	mL/min
2. Chromium Baseline Noise (357.87 nm)			
(mesure 5 furnace dry firings without any sample)			
	Baseline ≤ 0.005 Int.Abs	0.0012	
	SD ≤ 0.005 Int.Abs	0.0002	Int.Abs.
3. Chromium Characteristic Mass(m ₀) and Precition (357.87 nm)			
(measure 5 furnace firing using 20 ul			
sample injections of 10 ug/L Cr standard)			
	m0 Results ≤ 7.0 pg/0.0044A-s	5.4	pg/0.0044A-s
	Precision ≤ 2.0%	1.15	%
4. Copper Characteristic Mass(m ₀) and Zeeman Ratio (324.75 nm)			
(measure 5 furnace firing using 20 ul			
sample injections of 25 ug/L Cu standard)			
	m0 Results ≤ 16.5 pg/0.0044A-s	14.4	pg/0.0044A-s
	Zeeman Ratio 0.52 + 0.04	0.542	

MAINTENANCE REPORT AND CALIBRATION CERTIFICATE

ATOMIC ABSORPTION SPECTROPHOTOMETER MODEL

PinAAcle 900T

SERIAL NUMBER PTCS14111103 **DATE TESTED** January 6, 2025

Remarks :

- Neutral Density Filter refer to data sheet

- Zeeman Ratio = $\frac{\text{Atomic Signal(peak area)}}{\text{Atomic Signal(peak area)+Background Signal(peak area)}}$

= 0.1635/0.1635+0.1378

0.542

This is to certify that the above tests have been performed and the configuration tested



meets




does not meet

the PerkinElmer Specifications listed on this certificate.

This certificate does not modify PerkinElmer's standard terms and condition of sale, including warranty terms.

Service

Customer Service Engineer:



ลำดับที่ 4

ระดับเสียงในบรรยากาศ

Request No. 21-67/0304

MTC No. EEL. BP. 109/0267

CALIBRATION CERTIFICATE

Submitted by : S.P.S.Consulting Service Co.,Ltd.

Address : 7 Soi Phaholyothin 24, Phaholyothin Road, Jompol, Chatuchak, Bangkok 10900.

Calibrated at : Electrical and Electronic Standards Laboratory, Industrial Metrology and Testing Service Centre.
Soi 1C, Bangpoo Industrial Estate, Sukhumvit Rd., Muang, Samutprakan 10280.

Instrument Calibrated :

Description : Sound Calibrator

Manufacturer : ACO

Model : 2127

Serial No. : 130006

Ambient Environment

Temperature : $(23 + 3) ^\circ\text{C}$

Relative Humidity : $(50 \pm 15) \%$

Ambient Pressure : $(101.325 \pm 1.500) \text{ kPa}$

Standards used :

1. Digital Function Synthesizer NF Electronic DF-193A S/N 122037.
2. Measuring Amplifier Bruel&Kjaer 2636 S/N 1537484.
3. Programmable Attenuator Tamagawa TPA-303A S/N OF 2214.
4. Digital Multimeter Agilent 34401A S/N MY44005560.
5. Pressure Transmitter Vaisala PTB202AD S/N T0650001.
6. Audio Analyzer Keithley 2015-P S/N4106495.
7. Condenser Microphone B&K 4180 S/N 2889871.

Calibration Procedure: CP-102-04 based on IEC 60942-2003; The sound pressure level generated by sound calibrator under test shall be measured by standard microphone using an insert voltage technique.

This instrument has been calibrated against standards maintained at Electrical and Electronic Standards Laboratory (EEL), which are traceable to the International System of Units through the National Institute of Metrology (Thailand).

The information on actual reading is attached herewith and the uncertainty limits quoted refer to the measured values only.

Date of Receipt : 22 Feb. 2024

Date of Calibration : 4 Mar. 2024

1

The results relate only to the items tested/calibrated or value assigned.

Advertising the Report/Certificate and publicity of the results except in full are prohibited unless written permission is obtained from the governor of TISTR.

FM.BL.MTC.002 Rev.4

Head Office

35 Mu 3 Tambon Khlong Ha, Amphoe Khlong Luang,
Changwat Pathumthani 12120, Thailand
Tel. (66) 0 2577 9000
Fax. (66) 0 2577 9009
E-mail : rumpai@tistr.or.th Website:www.tistr.or.th

Office/Laboratory

Soi 1C, Bangpoo Industrial Estate, Sukhumvit Road,
Amphoe Muang, Changwat Samutprakan 10280, Thailand
Tel. (66) 0 2323 1672-80 ext. 115, 116
Fax. (66) 0 2323 9165
E-mail : mtc@tistr.or.th

Office

196 Phahonyothin Road, Chatuchak, Bangkok 10900,
Thailand
Tel. (66) 0 2579 1121-30 ext. 5219, 5225, 5217
Fax. (66) 0 2579 8592
E-mail : sumalee@tistr.or.th

THAILAND INSTITUTE OF SCIENTIFIC AND TECHNOLOGICAL RESEARCH (TISTR)

Request No. 21-67/0304

MTC No. EEL. BP. 109/0267

The reported expanded uncertainty is based upon a standard uncertainty multiplied by a coverage factor $k = 2$, providing a level of confidence of approximately 95%.

Nominal Output of Unit Under Test = 94 dB re 20 μ Pa at 1000 Hz

Acoustic Output in dB re 20 μ Pa, Corrected to Reference Conditions: 101.325 kPa, 23.0 °C and 50 %RH.

1. Sound Pressure Level

Standard Microphone Type	Measured Sound Pressure Level (dB)	Deviated value (dB)	Uncertainty (dB)	Tolerance limit IEC60942:2003 Class 2
1/2 inch Bruel&Kjaer 4180	93.85	-0.15	± 0.10	± 0.75 dB

2. Frequency

Standard Microphone Type	Measured Frequency (Hz)	Deviated value (Hz)	Uncertainty (Hz)	Tolerance limit IEC60942:2003 Class 2
1/2 inch Bruel&Kjaer 4180	999.9	-0.1	± 1.5	$\pm 2.0\%$

3. Total Distortion


Standard Microphone Type	Measured Total Distortion (%)	Uncertainty (%)	Tolerance limit IEC60942:2003 Class 2
1/2 inch Bruel&Kjaer 4180	1.65	± 0.50	$\pm 4.0\%$

Note : 1. No adjustment.


2. The calibrator pressure correction was not included.

3. The microphone volume correction was not included.

Calibrated by :



Approved by :



Electrical and Electronic Standards Laboratory

Industrial Metrology and Testing Service Centre

Date of Calibration : 4 Mar. 2024

Date of Issue : 5 Mar. 2024

Ref : 2011267022200795001

End of Certificate

2 / 2

The results relate only to the items tested/calibrated or value assigned.

Advertising the Report/Certificate and publicity of the results except in full are prohibited unless written permission is obtained from the governor of TISTR.

FM.BL.MTC.002 Rev.4

Head Office

35 Mu 3 Tambon Khlong Ha, Amphoe Khlong Luang,
Changwat Pathumthani 12120, Thailand

Tel. (66) 0 2577 9000

Fax. (66) 0 2577 9009

E-mail : rumpai@tistr.or.th Website:www.tistr.or.th

Office/Laboratory

Soi 1C, Bangpoo Industrial Estate, Sukhumvit Road,
Amphoe Muang, Changwat Samutprakan 10280, Thailand

Tel. (66) 0 2323 1672-80 ext. 115, 116

Fax. (66) 0 2323 9165

E-mail : mtc@tistr.or.th

Office

196 Phahonyothin Road, Chatuchak, Bangkok 10900,
Thailand

Tel. (66) 0 2579 1121-30 ext. 5219, 5225, 5217

Fax. (66) 0 2579 8592

E-mail : sumalee@tistr.or.th




บริษัท เอส.พี.เอส. คอนซัลติ้ง เซอร์วิส จำกัด
S.P.S. CONSULTING SERVICE CO., LTD.
7 ซอยพหลโยธิน 24 ถนนพหลโยธิน แขวงจอมพล เขตจตุจักร กรุงเทพฯ 10900
7 Soi Phaholyothin 24, Phaholyothin Rd., Jompol, Chatuchak, Bangkok 10900
Tel : (662) 939-4370-72, Fax : (662) 513-4221, E-mail : sale@spscon.com., www.spscon.com

Noise R_201/25

Sound Level Meter Calibration Report

Acoustic Calibrator Data						
Brand	ACO			Number	AC 03/56	
Model	2127			Serial No.	130006	
Calibration Range	94 dB, 1000 Hz			Last Calibration	21 February 2025	
				Due Date	21 February 2026	
Calibration Data						
Sound Level Meter Data				Calibration Data		
SLM No.	Brand	Model	Serial No.	Date	Actual Reading [dB]	
					Before Adjustment	After Adjustment
ACO-R13	ACO	6236	00172041	03 April 2025	93.9	93.9
ACO-R17	ACO	6236	00172064	03 April 2025	94.0	93.9
ACO-R18	ACO	6236	00172065	03 April 2025	93.9	93.9
ACO-R20	ACO	6236	00182003	03 April 2025	93.9	93.9
ACO-R23	ACO	6236	00192035	03 April 2025	93.9	93.9
Acoustic Certified Value : Thailand Institute of Scientific and Technological Research (TISTR)					93.81 ± 0.10 dB	



ลำดับที่ 5

ระดับเสียงในสถานประกอบการ

Request No. 21-67/0304

MTC No. EEL. BP. 109/0267

CALIBRATION CERTIFICATE

Submitted by : S.P.S.Consulting Service Co.,Ltd.

Address : 7 Soi Phaholyothin 24, Phaholyothin Road, Jompol, Chatuchak, Bangkok 10900.

Calibrated at : Electrical and Electronic Standards Laboratory, Industrial Metrology and Testing Service Centre.
Soi 1C, Bangpoo Industrial Estate, Sukhumvit Rd., Muang, Samutprakan 10280.

Instrument Calibrated :

Description : Sound Calibrator

Manufacturer : ACO

Model : 2127

Serial No. : 130006

Ambient Environment

Temperature : $(23 + 3) ^\circ\text{C}$

Relative Humidity : $(50 \pm 15) \%$

Ambient Pressure : $(101.325 \pm 1.500) \text{ kPa}$

Standards used : 1. Digital Function Synthesizer NF Electronic DF-193A S/N 122037.
2. Measuring Amplifier Bruel&Kjaer 2636 S/N 1537484.
3. Programmable Attenuator Tamagawa TPA-303A S/N OF 2214.
4. Digital Multimeter Agilent 34401A S/N MY44005560.
5. Pressure Transmitter Vaisala PTB202AD S/N T0650001.
6. Audio Analyzer Keithley 2015-P S/N4106495.
7. Condenser Microphone B&K 4180 S/N 2889871.

Calibration Procedure: CP-102-04 based on IEC 60942-2003; The sound pressure level generated by sound calibrator under test shall be measured by standard microphone using an insert voltage technique.

This instrument has been calibrated against standards maintained at Electrical and Electronic Standards Laboratory (EEL), which are traceable to the International System of Units through the National Institute of Metrology (Thailand).

The information on actual reading is attached herewith and the uncertainty limits quoted refer to the measured values only.

Date of Receipt : 22 Feb. 2024

Date of Calibration : 4 Mar. 2024

The results relate only to the items tested/calibrated or value assigned.

Advertising the Report/Certificate and publicity of the results except in full are prohibited unless written permission is obtained from the governor of TISTR.

FM.BL.MTC.002 Rev.4

Head Office

35 Mu 3 Tambon Khlong Ha, Amphoe Khlong Luang,
Changwat Pathumthani 12120, Thailand
Tel. (66) 0 2577 9000
Fax. (66) 0 2577 9009
E-mail : rumpai@tistr.or.th Website:www.tistr.or.th

Office/Laboratory

Soi 1C, Bangpoo Industrial Estate, Sukhumvit Road,
Amphoe Muang, Changwat Samutprakan 10280, Thailand
Tel. (66) 0 2323 1672-80 ext. 115, 116
Fax. (66) 0 2323 9165
E-mail : mtc@tistr.or.th

Office

196 Phahonyothin Road, Chatuchak, Bangkok 10900,
Thailand
Tel. (66) 0 2579 1121-30 ext. 5219, 5225, 5217
Fax. (66) 0 2579 8592
E-mail : sumalee@tistr.or.th

Request No. 21-67/0304

MTC No. EEL. BP. 109/0267

The reported expanded uncertainty is based upon a standard uncertainty multiplied by a coverage factor $k = 2$, providing a level of confidence of approximately 95%.

Nominal Output of Unit Under Test = 94 dB re 20 μ Pa at 1000 Hz

Acoustic Output in dB re 20 μ Pa, Corrected to Reference Conditions: 101.325 kPa, 23.0 °C and 50 %RH.

1. Sound Pressure Level

Standard Microphone Type	Measured Sound Pressure Level (dB)	Deviated value (dB)	Uncertainty (dB)	Tolerance limit IEC60942:2003 Class 2
1/2 inch Bruel&Kjaer 4180	93.85	-0.15	± 0.10	± 0.75 dB

2. Frequency

Standard Microphone Type	Measured Frequency (Hz)	Deviated value (Hz)	Uncertainty (Hz)	Tolerance limit IEC60942:2003 Class 2
1/2 inch Bruel&Kjaer 4180	999.9	-0.1	± 1.5	$\pm 2.0\%$

3. Total Distortion


Standard Microphone Type	Measured Total Distortion (%)	Uncertainty (%)	Tolerance limit IEC60942:2003 Class 2
1/2 inch Bruel&Kjaer 4180	1.65	± 0.50	$\pm 4.0\%$

Note : 1. No adjustment.


2. The calibrator pressure correction was not included.

3. The microphone volume correction was not included.

Calibrated by :



Approved by :



Electrical and Electronic Standards Laboratory

Industrial Metrology and Testing Service Centre

Date of Calibration : 4 Mar. 2024

Date of Issue : 5 Mar. 2024

Ref : 2011267022200795001

End of Certificate

2 / 2

The results relate only to the items tested/calibrated or value assigned.

Advertising the Report/Certificate and publicity of the results except in full are prohibited unless written permission is obtained from the governor of TISTR.

Head Office

35 Mu 3 Tambon Khlong Ha, Amphoe Khlong Luang,
Changwat Pathumthani 12120, Thailand
Tel. (66) 0 2577 9000
Fax. (66) 0 2577 9009
E-mail : rumpai@tistr.or.th Website:www.tistr.or.th

Office/Laboratory

Soi 1C, Bangpoo Industrial Estate, Sukhumvit Road,
Amphoe Muang, Changwat Samutprakan 10280, Thailand
Tel. (66) 0 2323 1672-80 ext. 115, 116
Fax. (66) 0 2323 9165
E-mail : mtc@tistr.or.th

Office

196 Phahonyothin Road, Chatuchak, Bangkok 10900,
Thailand
Tel. (66) 0 2579 1121-30 ext. 5219, 5225, 5217
Fax. (66) 0 2579 8592
E-mail : sumalee@tistr.or.th



บริษัท เอส.พี.เอส. คอนซัลติ้ง เซอร์วิส จำกัด
S.P.S. CONSULTING SERVICE CO., LTD.
7 ซอยพหลโยธิน 24 ถนนพหลโยธิน แขวงจอมพล เขตจตุจักร กรุงเทพฯ 10900
7 Soi Phaholyothin 24, Phaholyothin Rd., Jompol, Chatuchak, Bangkok 10900
Tel : (662) 939-4370-72, Fax : (662) 513-4221, E-mail : sale@spscon.com, www.spscon.com

Noise R_079/25

Sound Level Meter Calibration Report

Acoustic Calibrator Data

Brand	ACO	Number	AC 03/56
Model	2127	Serial No.	130006
Calibration Range	94 dB, 1000 Hz	Last Calibration	04 March 2024
		Due Date	04 March 2025

Calibration Data

Sound Level Meter Data				Calibration Data		
SLM No.	Brand	Model	Serial No.	Date	Actual Reading [dB]	
					Before Adjustment	After Adjustment
ACO-B29	ACO	6236	00182011	26 January 2025	93.9	93.9
ACO-B33	ACO	6236	00182015	26 January 2025	93.9	93.9
ACO-B36	ACO	6236	00192027	26 January 2025	94.0	93.9
ACO-B41	ACO	6236	00192032	26 January 2025	93.9	93.9
ACO-B43	ACO	6236	00192034	26 January 2025	93.9	93.9
ACO-R40	ACO	6236	00192052	26 January 2025	94.0	93.9
ACO-R41	ACO	6236	00192053	26 January 2025	93.9	93.9
ACO-R51	ACO	6236	00192063	26 January 2025	93.9	93.9
Acoustic Certified Value : Thailand Institute of Scientific and Technological Research (TISTR)					93.85 ± 0.10 dB	



บริษัท เอส.พี.เอส. คอนซัลติ้ง เซอร์วิส จำกัด
S.P.S. CONSULTING SERVICE CO., LTD.
7 ซอยพหลโยธิน 24 ถนนพหลโยธิน แขวงจอมพล เขตจตุจักร กรุงเทพฯ 10900
7 Soi Phaholyothin 24, Phaholyothin Rd., Jompol, Chatuchak, Bangkok 10900
Tel : (662) 939-4370-72, Fax : (662) 513-4221, E-mail : sale@spscon.com., www.spscon.com

Noise R_084/25


Sound Level Meter Calibration Report

Acoustic Calibrator Data

Brand	ACO	Number	AC 03/56
Model	2127	Serial No.	130006
Calibration Range	94 dB, 1000 Hz	Last Calibration	04 March 2024
		Due Date	04 March 2025

Calibration Data

Sound Level Meter Data				Calibration Data		
SLM No.	Brand	Model	Serial No.	Date	Actual Reading [dB]	
					Before Adjustment	After Adjustment
ACO-R40	ACO	6236	00192052	31 January 2025	93.9	93.9
Acoustic Certified Value : Thailand Institute of Scientific and Technological Research (TISTR)					93.85 ± 0.10 dB	





บริษัท เอส.พี.เอส. คอนซัลติ้ง เซอร์วิส จำกัด
S.P.S. CONSULTING SERVICE CO., LTD.
7 ซอยพหลโยธิน 24 ถนนพหลโยธิน แขวงจอมพล เขตจตุจักร กรุงเทพฯ 10900
7 Soi Phaholyothin 24, Phaholyothin Rd., Jompol, Chatuchak, Bangkok 10900
Tel : (662) 939-4370-72, Fax : (662) 513-4221, E-mail : sale@spscon.com, www.spscon.com

Noise R_229/25


Sound Level Meter Calibration Report

Acoustic Calibrator Data

Brand	ACO	Number	AC 03/56
Model	2127	Serial No.	130006
Calibration Range	94 dB, 1000 Hz	Last Calibration	21 February 2025
		Due Date	21 February 2026

Calibration Data

Sound Level Meter Data				Calibration Data		
SLM No.	Brand	Model	Serial No.	Date	Actual Reading [dB]	
					Before Adjustment	After Adjustment
ACO-B18	ACO	6236	00172048	07 April 2025	93.9	93.9
ACO-B29	ACO	6236	00182011	07 April 2025	93.9	93.9
ACO-B33	ACO	6236	00182015	07 April 2025	93.9	93.9
ACO-R50	ACO	6236	00192062	07 April 2025	94.0	93.9
ACO-R51	ACO	6236	00192063	07 April 2025	94.0	93.9
ACO-R52	ACO	6236	00192064	07 April 2025	93.9	93.9
Acoustic Certified Value : Thailand Institute of Scientific and Technological Research (TISTR)					93.81 ± 0.10 dB	






บริษัท เอส.พี.เอส. คอนซัลติ้ง เซอร์วิส จำกัด
S.P.S. CONSULTING SERVICE CO., LTD.
7 ซอยพหลโยธิน 24 ถนนพหลโยธิน แขวงจอมพล เขตจตุจักร กรุงเทพฯ 10900
7 Soi Phaholyothin 24, Phaholyothin Rd., Jompol, Chatuchak, Bangkok 10900
Tel : (662) 939-4370-72, Fax : (662) 513-4221, E-mail : sale@spscon.com., www.spscon.com

Noise R_247/25

Sound Level Meter Calibration Report

Acoustic Calibrator Data						
Brand	ACO			Number	AC 03/56	
Model	2127			Serial No.	130006	
Calibration Range	94 dB, 1000 Hz			Last Calibration	21 February 2025	
				Due Date	21 February 2026	
Calibration Data						
Sound Level Meter Data				Calibration Data		
SLM No.	Brand	Model	Serial No.	Date	Actual Reading [dB]	
					Before Adjustment	After Adjustment
ACO-B18	ACO	6236	00172048	11 April 2025	93.9	93.9
Acoustic Certified Value : Thailand Institute of Scientific and Technological Research (TISTR)					93.81 ± 0.10 dB	





THAILAND INSTITUTE OF SCIENTIFIC AND TECHNOLOGICAL RESEARCH (TISTR)

Request No. 21-67/0562

MTC No. EEL. BP. 71/0767

CALIBRATION CERTIFICATE

Submitted by : S.P.S Consulting Services Co.,Ltd.

Address : 7 Soi Phaholyothin 24, Phaholyothin Road, Jompol, Chatuchak, Bangkok 10900.

Calibrated at : Electrical and Electronic Standards Laboratory, Industrial Metrology and Testing Service Centre.
Soi 1C, Bangpoo Industrial Estate, Sukhumvit Rd., Muang, Samutprakan 10280.

Instrument Calibrated :

Description : Sound Calibrator

Manufacturer : SVANTEK

Model : SV34

Serial No. : 33137

Ambient Environment

Temperature : $(23 \pm 3) ^\circ\text{C}$

Relative Humidity : $(50 \pm 15) \%$

Ambient Pressure : $(101.325 \pm 1.500) \text{ kPa}$

Standards used :

1. Digital Function Synthesizer NF Electronic DF-193A S/N 122037.
2. Measuring Amplifier Bruel&Kjaer 2636 S/N 1537484.
3. Programmable Attenuator Tamagawa TPA-303A S/N OF 2214.
4. Digital Multimeter Agilent 34401A S/N MY44005560.
5. Pressure Transmitter Vaisala PTB202AD S/N T0650001.
6. Audio Analyzer Panasonic VP-7722A S/N 041477D122.
7. Condenser Microphone Bruel&Kjaer 4180 S/N 2633526.

Calibration Procedure: CP-102-04 based on IEC 60942-2003; The sound pressure level generated by sound calibrator under test shall be measured by standard microphone using an insert voltage technique.

This instrument has been calibrated against standards maintained at Electrical and Electronic Standards Laboratory (EEL), which are traceable to the International System of Units through the National Institute of Metrology (Thailand).

The information on actual reading is attached herewith and the uncertainty limits quoted refer to the measured values only.

Date of Receipt : 31 Jul. 2024

Date of Calibration : 6 Aug. 2024

The results relate only to the items tested/calibrated or value assigned.

Advertising the Report/Certificate and publicity of the results except in full are prohibited unless written permission is obtained from the governor of TISTR.

FM.BL.MTC.002 Rev.5

Head Office

35 Mu 3 Tambon Khlong Ha, Amphoe Khlong Luang,
Changwat Pathumthani 12120, Thailand
Tel. (66) 0 2577 9036
Fax. (66) 0 2577 9009

Office/Laboratory

668 Mu 2 Tambon Bangpoomai, Amphoe Muang Samutprakan,
Changwat Samutprakan 10280, Thailand
Tel. (66) 0 2323 1672-80 ext. 115, 116
(66) 08 3219 9440
E-mail : mtc@tistr.or.th Website : www.tistr.or.th

Office

196 Phahonyothin Road, Ladyao, Chatuchak,
Bangkok 10900, Thailand
Tel. (66) 0 2579 1121-30 ext. 5219, 5225, 5217
(66) 08 1889 6827

THAILAND INSTITUTE OF SCIENTIFIC AND TECHNOLOGICAL RESEARCH (TISTR)

Request No. 21-67/0562

MTC No. EEL. BP. 71/0767

The reported expanded uncertainty is based upon a standard uncertainty multiplied by a coverage factor $k = 2$, providing a level of confidence of approximately 95%.

Nominal Output of Unit Under Test = 114 dB re 20 μ Pa at 1000 Hz

Acoustic Output in dB re 20 μ Pa, Corrected to Reference Conditions: 101.325 kPa, 23.0 °C and 50 %RH.

1. Sound Pressure Level

Standard Microphone Type	Measured Sound Pressure Level (dB)	Deviated value (dB)	Uncertainty (dB)	Tolerance limit IEC60942:2003 Class 2
1/2 inch Bruel&Kjaer 4180	113.50	-0.50	± 0.10	± 0.75 dB

2. Frequency

Standard Microphone Type	Measured Frequency (Hz)	Deviated value (Hz)	Uncertainty (Hz)	Tolerance limit IEC60942:2003 Class 2
1/2 inch Bruel&Kjaer 4180	1000.0	0.0	± 1.5	$\pm 2.0\%$

3. Total Distortion


Standard Microphone Type	Measured Total Distortion (%)	Uncertainty (%)	Tolerance limit IEC60942:2003 Class 2
1/2 inch Bruel&Kjaer 4180	0.48	± 0.50	$\pm 4.0\%$

Note : 1. No adjustment.


2. The calibrator pressure correction was not included.

3. The microphone volume correction was not included.

Calibrated by :



Approved by :



Electrical and Electronic Standards Laboratory

Industrial Metrology and Testing Service Centre

Date of Calibration : 6 Aug. 2024

Date of Issue : 7 Aug. 2024

Ref : 2011267073102836002

End of Certificate

2 / 2

The results relate only to the items tested/calibrated or value assigned.

Advertising the Report/Certificate and publicity of the results except in full are prohibited unless written permission is obtained from the governor of TISTR.

FM.BL.MTC.002 Rev.5

Head Office

35 Mu 3 Tambon Khlong Ha, Amphoe Khlong Luang,
Changwat Pathumthani 12120, Thailand

Tel. (66) 0 2577 9036

Fax. (66) 0 2577 9009

Office/Laboratory

668 Mu 2 Tambon Bangpoomai, Amphoe Muang Samutprakan,
Changwat Samutprakan 10280, Thailand

Tel. (66) 0 2323 1672-80 ext. 115, 116

(66) 08 3219 9440

E-mail : mtc@tistr.or.th Website : www.tistr.or.th

Office

196 Phahonyothin Road, Ladyao, Chatuchak,
Bangkok 10900, Thailand

Tel. (66) 0 2579 1121-30 ext. 5219, 5225, 5217

(66) 08 1889 6827



Noise Dose R_080/25


Noise Dose Meter Calibration Report

Acoustic Calibrator Data

Brand	SVANTEK	Number	SV 01/60
Model	SV34	Serial No.	33137
Calibration Range	114 dB, 1000 Hz	Last Calibration	06 August 2024
		Due Date	06 August 2025

Calibration Data

Sound Level Meter Data				Calibration Data		
SLM No.	Brand	Model	Serial No.	Date	Actual Reading [dB]	
					Before Adjustment	After Adjustment
NMD-B01	SVANTEK	SV-104IS	80840	26 January 2025	113.5	113.5
NMD-B02	SVANTEK	SV-104IS	80842	26 January 2025	113.5	113.5
NMD-B03	SVANTEK	SV-104IS	80852	26 January 2025	113.6	113.5
NMD-B04	SVANTEK	SV-104IS	80854	26 January 2025	113.5	113.5
NMD-B05	SVANTEK	SV-104IS	80856	26 January 2025	113.5	113.5
NMD-B06	SVANTEK	SV-104IS	80816	26 January 2025	113.6	113.5
NMD-B07	SVANTEK	SV-104IS	80817	26 January 2025	113.5	113.5
NMD-B08	SVANTEK	SV-104IS	80818	26 January 2025	113.5	113.5
Acoustic Certified Value : Thailand Institute of Scientific and Technological Research (TISTR)					113.50± 0.10 dB	





บริษัท เอส.พี.เอส. คอนซัลติ้ง เซอร์วิส จำกัด
S.P.S. CONSULTING SERVICE CO., LTD.
7 ซอยพหลโยธิน 24 ถนนพหลโยธิน แขวงจตุจักร เขตจตุจักร กรุงเทพฯ 10900
7 Soi Phaholyothin 24, Phaholyothin Rd., Jompol, Chatuchak, Bangkok 10900
Tel : (662) 939-4370-72 Fax : (662) 513-4221 E-mail : sales@spscon.com, www.spscon.com

Noise Dose R_085/25


Noise Dose Meter Calibration Report

Acoustic Calibrator Data

Brand	SVANTEK	Number	SV 01/60
Model	SV34	Serial No.	33137
Calibration Range	114 dB, 1000 Hz	Last Calibration	06 August 2024
		Due Date	06 August 2025

Calibration Data

Sound Level Meter Data				Calibration Data		
SLM No.	Brand	Model	Serial No.	Date	Actual Reading [dB]	
					Before Adjustment	After Adjustment
NMD-B01	SVANTEK	SV-104IS	80840	31 January 2025	113.5	113.5
Acoustic Certified Value : Thailand Institute of Scientific and Technological Research (TISTR)					113.50± 0.10 dB	





บริษัท เอส.พี.เอส. คอนซัลติ้ง เซอร์วิส จำกัด
S.P.S. CONSULTING SERVICE CO., LTD.
7 ซอยพหลโยธิน 24 ถนนพหลโยธิน แขวงจตุจักร เขตจตุจักร กรุงเทพฯ 10900
7 Soi Phaholyothin 24, Phaholyothin Rd., Jompol, Chatuchak, Bangkok 10900
Tel : (662) 939-4370-72 Fax : (662) 513-4221 E-mail : sales@spscon.com, www.spscon.com

Noise Dose R_230/25

Noise Dose Meter Calibration Report

Acoustic Calibrator Data

Brand SVANTEK

Number SV 01/60

Model SV34

Serial No. 33137

Calibration Range 114 dB, 1000 Hz

Last Calibration 06 August 2024

Due Date 06 August 2025

Calibration Data


Sound Level Meter Data

Calibration Data

SLM No.	Brand	Model	Serial No.	Date	Actual Reading [dB]	
					Before Adjustment	After Adjustment
NMD-B18	SVANTEK	SV-104IS	106123	07 April 2025	113.5	113.5
NMD-B19	SVANTEK	SV-104IS	106124	07 April 2025	113.5	113.5
NMD-B20	SVANTEK	SV-104IS	106131	07 April 2025	113.6	113.5
NMD-R02	SVANTEK	SV-104IS	60152	07 April 2025	113.5	113.5
NMD-R03	SVANTEK	SV-104IS	60153	07 April 2025	113.5	113.5
NMD-R06	SVANTEK	SV-104IS	60146	07 April 2025	113.6	113.5
NMD-R13	SVANTEK	SV-104IS	63438	07 April 2025	113.5	113.5
NMD-R22	SVANTEK	SV-104IS	80801	07 April 2025	113.5	113.5

Acoustic Certified Value : Thailand Institute of Scientific and Technological Research (TISTR)

113.50± 0.10 dB



ลำดับที่ 6

คุณภาพอากาศในสถานประกอบการ



บริษัท เอส.พี.เอส. คอนซัลติ้ง เซอร์วิส จำกัด
S.P.S. CONSULTING SERVICE CO., LTD.
7 ซอยพหลโยธิน 24 ถนนพหลโยธิน แขวงจอมพล เขตจตุจักร กรุงเทพฯ 10900
7 Soi Phaholyothin 24, Phaholyothin Rd., Jompol, Chatuchak, Bangkok 10900
Tel : (662) 939-4370-72. Fax : (662) 513-4221. E-mail : sale@spscon.com., www.spscon.com

Personal Pump Calibration Report

Calibration Method : Dry Cal Primary Flowmeter

Model : Defender 510-H

S/N : 136833

Environmental Conditions

Temperature : 25 ± 3 °C
Pressure : 1010 ± 15 mmbar

Personal Pump Data				Calibration Data								
No.	Brand	Model	Serial No.	Date	Flow Rate (ml/min)						Value From Calibration Curve	
					Setting			Actual (Q std.)				
					1	2	3	1	2	3	y	R ²
R01	SKC	224-PCXR4	602467	02/04/2025	1,000	1,500	2,000	1,003	1,506	2,001	1.003x - 1.855	1.000
R02	SKC	224-PCXR4	626450	02/04/2025	1,000	2,000	3,000	994	1,501	2,002	1.006x - 11.866	1.000
R03	SKC	224-PCXR4	691592	01/04/2025	1,000	1,500	2,000	995	1,509	2,007	1.013x - 22.400	0.999
R04	SKC	224-PCXR4	691672	02/04/2025	1,000	1,500	2,000	996	1,502	1,996	0.999x + 0.668	1.000
R05	SKC	224-PCXR4	798470	04/04/2025	1,000	1,500	2,000	995	1,511	2,005	1.010x - 16.711	0.999
R06	SKC	224-PCXR4	798456	04/04/2025	1,000	1,500	2,000	1,002	1,499	2,003	1.004x - 5.745	1.000
R07	SKC	224-PCXR4	798480	04/04/2025	1,000	1,500	2,000	1,005	1,504	2,007	1.011x - 16.099	0.999
R08	SKC	224-PCXR4	883215	04/04/2025	1,000	1,500	2,000	1,002	1,503	2,004	1.014x - 23.623	0.999
R09	SKC	224-PCXR4	034650	02/04/2025	1,000	1,500	2,000	999	1,497	2,011	1.009x - 11.282	1.000
R10	SKC	224-PCXR4	091765	01/04/2025	1,000	1,500	2,000	1,002	1,505	2,003	1.012x - 20.705	0.999
R11	SKC	224-PCXR4	091763	02/04/2025	1,000	1,500	2,000	997	1,504	2,005	1.005x - 4.550	1.000
R12	SKC	224-PCXR4	091568	02/04/2025	1,000	1,500	2,000	998	1,513	2,004	1.015x - 25.798	0.999
R13	SKC	224-PCXR4	091638	03/04/2025	1,000	1,500	2,000	996	1,502	1,999	1.003x - 5.821	1.000
R14	SKC	224-PCXR4	091764	03/04/2025	1,000	1,500	2,000	1,002	1,503	1,997	0.997x + 5.785	1.000
R15	SKC	224-PCXR8	529457	01/04/2025	1,000	1,500	2,000	996	1,501	2,001	1.002x - 5.453	1.000
R16	SKC	224-PCXR8	529643	02/04/2025	1,000	1,500	2,000	999	1,506	1,998	0.998x + 4.829	1.000
R17	SKC	224-PCXR8	529645	02/04/2025	1,000	1,500	2,000	993	1,504	2,004	1.009x - 19.210	1.000
R18	SKC	224-PCXR8	566756	04/04/2025	1,000	1,500	2,000	1,005	1,503	2,008	1.007x - 9.639	1.000
R19	SKC	224-PCXR8	566802	04/04/2025	1,000	1,500	2,000	996	1,495	1,997	1.000x - 2.051	1.000
R20	SKC	224-PCXR8	529089	02/04/2025	1,000	1,500	2,000	999	1,498	1,999	1.004x - 12.497	1.000
R21	SKC	224-PCXR8	665728	02/04/2025	1,000	1,500	2,000	994	1,502	1,996	1.000x - 2.818	1.000
R22	SKC	224-PCXR8	707444	03/04/2025	1,000	1,500	2,000	999	1,507	2,004	1.009x - 16.603	0.999
R23	SKC	224-PCXR8	761067	03/04/2025	1,000	1,500	2,000	997	1,496	1,997	1.001x - 3.342	1.000
R24	SKC	224-PCXR8	707893	02/04/2025	1,000	1,500	2,000	1,005	1,504	2,012	1.008x - 11.430	0.999
R25	SKC	224-PCXR8	761052	01/04/2025	1,000	1,500	2,000	1,002	1,493	2,010	1.006x - 8.771	1.000
R26	SKC	224-PCXR8	707956	02/04/2025	1,000	1,500	2,000	997	1,504	1,997	1.001x - 2.663	1.000
R27	SKC	224-PCXR8	707398	02/04/2025	1,000	1,500	2,000	996	1,495	2,001	1.007x - 19.305	0.999
R28	SKC	224-PCXR8	707481	03/04/2025	1,000	1,500	2,000	1,013	1,507	2,004	0.996x + 9.887	1.000
R29	SKC	224-PCXR8	707402	04/04/2025	1,000	1,500	2,000	998	1,499	2,010	1.010x - 19.297	1.000
R30	SKC	224-PCXR8	093811	02/04/2025	1,000	1,500	2,000	1,008	1,505	2,008	1.006x - 6.261	1.000
R31	SKC	224-PCXR8	093183	02/04/2025	1,000	1,500	2,000	1,002	1,501	1,994	0.998x - 0.140	1.000
R32	SKC	224-PCXR8	671950	01/04/2025	1,000	1,500	2,000	1,001	1,498	1,997	0.997x + 3.786	1.000
R33	SKC	224-PCXR4	626254	01/04/2025	1,000	1,500	2,000	1,006	1,497	2,001	0.995x + 7.736	1.000
R34	SKC	224-PCXR4	626131	01/04/2025	1,000	1,500	2,000	994	1,506	2,006	1.009x - 17.998	1.000
R35	SKC	224-PCXR8	707460	01/04/2025	1,000	1,500	2,000	1,006	1,505	2,014	1.010x - 14.668	0.999
R36	SKC	224-PCXR8	707446	04/04/2025	1,000	1,500	2,000	998	1,500	1,995	1.000x - 2.067	1.000
R37	SKC	224-PCXR8	707432	02/04/2025	1,000	1,500	2,000	1,005	1,494	2,006	0.998x + 4.721	1.000
R38	SKC	224-PCXR8	707349	03/04/2025	1,000	1,500	2,000	996	1,511	2,007	1.012x - 19.485	0.999
R39	SKC	224-PCXR8	761095	02/04/2025	1,000	1,500	2,000	1,005	1,505	2,008	1.004x - 4.026	1.000



บริษัท เอส.พี.เอส. คอนซัลติ้ง เซอร์วิส จำกัด
S.P.S. CONSULTING SERVICE CO., LTD.
7 ซอยพหลโยธิน 24 ถนนพหลโยธิน แขวงจอมพล เขตจตุจักร กรุงเทพฯ 10900
7 Soi Phaholyothin 24, Phaholyothin Rd., Jompol, Chatuchak, Bangkok 10900
Tel : (662) 939-4370-72, Fax : (662) 513-4221, E-mail : sale@spscon.com, www.spscon.com

Personal Pump Calibration Report

Calibration Method : Dry Cal Primary Flowmeter

Model : Defender 510-H

S/N : 136833

Environmental Conditions

Temperature : 25 ± 3 °C
Pressure : 1010 ± 15 mmbar

Personal Pump Data				Calibration Data								
No.	Brand	Model	Serial No.	Date	Flow Rate (mL/min)						Value From Calibration Curve	
					Setting			Actual (Q std.)				
					1	2	3	1	2	3	y	R ²
R40	SKC	224-PCXR4	612753	03/04/2025	1,000	1,500	2,000	1,013	1,505	2,008	0.996x + 6.748	0.999
R41	SKC	224-PCXR4	626140	01/04/2025	1,000	1,500	2,000	1,006	1,506	2,009	1.005x - 6.157	1.000
R42	SKC	224-PCXR4	626463	02/04/2025	1,000	1,500	2,000	1,005	1,495	2,002	0.997x + 5.089	1.000
R43	SKC	224-PCXR4	626129	04/04/2025	1,000	1,500	2,000	1,004	1,504	2,008	1.011x - 15.436	1.000
R44	SKC	224-PCXR4	602753	02/04/2025	1,000	1,500	2,000	999	1,492	2,001	1.004x - 13.988	0.999
R45	SKC	224-PCXR4	626137	03/04/2025	1,000	1,500	2,000	1,001	1,501	1,996	0.994x + 9.247	1.000



บริษัท เอส.พี.เอส. คอนซัลติ้ง เซอร์วิส จำกัด
S.P.S. CONSULTING SERVICE CO., LTD.
 7 ซอยพหลโยธิน 24 ถนนพหลโยธิน แขวงจอมพล เขตจตุจักร กรุงเทพฯ 10900
 7 Soi Phaholyothin 24, Phaholyothin Rd., Jompol, Chatuchak, Bangkok 10900
 Tel : (662) 939-4370-72, Fax : (662) 513-4221, E-mail : sale@spscon.com, www.spscon.com

Rotameter Calibration Report (For Personal Pump High Flow Adjust)

Calibration Method : Dry Cal Primary Flowmeter

Model : Defender 510-H

S/N : 136164

Calibration Data

Rotameter Data			Calibration Data								
No.	Brand	Model	Date	Flow Rate (mL/min)						Value From Calibration Curve	
				Flow Rate (Reading)			Actual (Q std.)				
				1	2	3	1	2	3	y	R ²
H-R01	Dwyer	VFB-65	02/04/2025	500	1,000	2,000	499.6	998.8	2004.8	1.001x - 3.678	1.000
H-R02	Dwyer	VFB-65	02/04/2025	500	1,000	2,000	501.7	997.1	1991.5	0.998x + 0.386	0.999
H-R03	Dwyer	VFB-65	01/04/2025	500	1,000	2,000	499.8	999.7	1992.8	1.000x + 1.316	1.000
H-R04	Dwyer	VFB-65	04/04/2025	500	1,000	2,000	500.2	999.4	1989.2	0.999x + 1.870	0.999
H-R05	Dwyer	VFB-65	04/04/2025	500	1,000	2,000	499.9	1000.8	1994.5	1.000x + 0.815	1.000
H-R06	Dwyer	VFB-65	03/04/2025	500	1,000	2,000	500.5	1001.3	1990.7	0.997x + 4.894	0.999



บริษัท เอส.พี.เอส. คอนซัลติ้ง เซอร์วิส จำกัด
S.P.S. CONSULTING SERVICE CO., LTD.
 7 ซอยพหลโยธิน 24 ถนนพหลโยธิน แขวงจอมพล เขตจตุจักร กรุงเทพฯ 10900
 7 Soi Phaholyothin 24, Phaholyothin Rd., Jompol, Chatuchak, Bangkok 10900
 Tel : (662) 939-4370-72, Fax : (662) 513-4221, E-mail : sale@spscon.com, www.spscon.com

Rotameter Calibration Report (For Personal Pump Low Flow Adjust)

Calibration Method : Dry Cal Primary Flowmeter

Model : Defender 510-H

S/N : 136164

Calibration Data

Rotameter Data			Calibration Data								
No.	Brand	Model	Date	Flow Rate (ml/min)						Value From Calibration Curve	
				Flow Rate (Reading)			Actual (Q std.)				
				1	2	3	1	2	3	y	R ²
L-R01	Dwyer	VFA-21	02/04/2025	50	100	200	50.7	101.0	199.3	0.995x + 1.197	1.000
L-R02	Dwyer	VFA-21	02/04/2025	50	100	200	49.8	100.7	199.1	1.001x - 0.303	1.000
L-R03	Dwyer	VFA-21	01/04/2025	50	100	200	50.1	101.2	200.9	1.005x - 0.447	0.999
L-R04	Dwyer	VFA-21	04/04/2025	50	100	200	50.2	100.9	201.5	0.994x + 1.311	1.000
L-R05	Dwyer	VFA-21	04/04/2025	50	100	200	50.4	100.7	201.6	0.999x + 0.781	1.000
L-R06	Dwyer	VFA-21	03/04/2025	50	100	200	49.8	101.2	201.8	1.003x - 0.149	0.999



MAINTENANCE AND TEST CERTIFICATE MODEL

OPTIMA 5300DV

Customer : <u>S.P.S.Consulting Service Co.,Ltd</u>	Date Tested: <u>July 1, 2025</u>	
	Recommendation Recertification	
Address : <u>7 Soi Phaholyothin 24</u>	Period <u>6</u> Months	
<u>Paholyothin Road</u>	Recertification Due: <u>January 1, 2026</u>	
<u>Jompol Chatuchak, Bangkok 1090</u>	Date Last Certified: <u>January 6, 2025</u>	
User Name: <u>[REDACTED]</u>	Visit Number: <u>1 of 2</u>	
Phone: <u>083-9269252</u>	PerkinElmer Phone: <u>02-719-6420 ext 206</u>	
Fax: <u>02-513-4221</u>	PerkinElmer Fax: <u>02-318-5597</u>	

CONFIGURATION TESTED		ACCESSORIES/COMPONENT NOT INCLUDED
MODEL	SERIAL NUMBER	
<u>OPTIMA 5300DV</u>	<u>077C7042401</u>	
TESTED EQUIPMENT	CALIBRATION NUMBER	EXPIRATION
<u>IPV Methods</u>		
TEST STANDARD USED	PART NUMBER	EXPIRATION DATE
<u>Multielement Standard</u>	<u>N069-1579</u>	<u>December 30, 2024</u>
<u>Wavecal Solution</u>	<u>N058-2152</u>	<u>March 30, 2024</u>
<u>VIS Wavecal solution</u>	<u>N930-2946</u>	<u>February 28, 2024</u>
<u>Instrument Cal. STD4</u>	<u>N930-0221</u>	<u>November 30, 2024</u>
CUSTOMER SUPPLIED	COMMENTS	CUSTOMER INITIALS
<u>2 % HNO3</u>		
<u>10 % HNO3</u>		



MAINTENANCE AND TEST CERTIFICATE MODEL

OPTIMA 5300DV

SERIAL NUMBER 077C7042401**DATE TESTED** July 1, 2025**1. MECHANICAL CHECKS**

- | | |
|--|-----------------------------|
| A. Inspect and clean all fans and filters. | <input type="checkbox"/> OK |
| B. Inspect and replace as necessary, all torch components including the RF coil. | <input type="checkbox"/> OK |
| C. Inspect all tubing for sign of clacking or leaking. | <input type="checkbox"/> OK |
| D. Adjust water and gas pressure regulator settings. | <input type="checkbox"/> OK |
| E. Inspect and leak check pneumatics drawers. | <input type="checkbox"/> OK |
| F. Clean the exterior of the instrument. | <input type="checkbox"/> OK |

2. OPTICAL CHECKS

- | | |
|---|-----------------------------|
| A. Inspect and clean all optical components. | <input type="checkbox"/> OK |
| B. As required, check and replace all purgefilters. | <input type="checkbox"/> OK |
| C. Recheck optical alignment. | <input type="checkbox"/> OK |

3. COOLING SYSTEM CHECKS

- | | |
|---|------------------------------|
| A. Perform preventive maintenance on chiller. | <input type="checkbox"/> OK |
| B. Flush out the chiller every year. | <input type="checkbox"/> N/A |

4. PERFORMANCE CHECKS

- | | |
|----------------------------|-----------------------------|
| A. Torch View Alignment. | <input type="checkbox"/> OK |
| B. Wavelength Calibration. | <input type="checkbox"/> OK |



MAINTENANCE AND TEST CERTIFICATE MODEL

OPTIMA 5300DV

SERIAL NUMBER : 077C7042401
DATE TESTED : July 1, 2025

PARAMETER		SPECIFICATION		FINAL VALUE	
Spectral Resolution : UV	As	193.696 nm	≤ 0.007	<u>0.00570</u>	
	Ni	231.604 nm	≤ 0.008	<u>0.00734</u>	
	Ni	341.476 nm	≤ 0.012	<u>0.00763</u>	
Spectral Resolution : VIS	La	408.672 nm	≤ 0.020	<u>0.01627</u>	
	Ba	455.403 nm	≤ 0.025	<u>0.02428</u>	
Precision					
	As	193.656 nm	% RSD < 1.0	<u>0.82</u>	%
	Zn	213.856 nm	% RSD < 1.0	<u>0.83</u>	%
	Mn	257.610 nm	% RSD < 1.0	<u>0.20</u>	%
	La	379.478 nm	% RSD < 1.0	<u>0.89</u>	%
	Ba	455.403 nm	% RSD < 1.0	<u>0.92</u>	%
	Ba	493.408 nm	% RSD < 1.0	<u>0.75</u>	%
Detection Limits : Axial	Tl	190.080 nm	3(sd)	<u>10.65</u>	ppb
	As	193.696 nm	3(sd)	<u>2.48</u>	ppb
	Pb	220.353 nm	3(sd)	<u>3.09</u>	ppb
Detection Limits : Radial	As	193.696 nm	3(sd)	<u>331.50</u>	ppb
	Zn	213.856 nm	3(sd)	<u>0.98</u>	ppb
	Mn	257.610 nm	3(sd)	<u>0.34</u>	ppb
	La	379.478 nm	3(sd)	<u>2.54</u>	ppb
	Ba	455.403 nm	3(sd)	<u>2.19</u>	ppb
	Ba	493.408 nm	3(sd)	<u>4.32</u>	ppb
BEC : Axial (IB X 500)/(IS-IB)	Cd	226.502 nm	≤ 150 ppb	<u>140.03</u>	
BEC : Radial (IB X 1000)/(IS-IB)	Mn	257.610 nm	≤ 45 ppb	<u>24.17</u>	



MAINTENANCE AND TEST CERTIFICATE MODEL

OPTIMA 5300DV

SERIAL NUMBER 077C7042401**DATE TESTED** July 1, 2025**Remarks :**

Commissioning follow as commissioning performance sheets.

This is to certify that the above tests have been performed and the configuration tested

☒

meets

☐

does not meet

the PerkinElmer Specifications listed on this certificate.

This certificate does not modify PerkinElmer's standard terms and condition of sale,
including warranty terms.

Service Department PerkinElmer Ltd

Authorized Representative:





บริษัท เอส.พี.เอส. คอนซัลติ้ง เซอร์วิส จำกัด
S.P.S. CONSULTING SERVICE CO., LTD.
7 ซอยพหลโยธิน 24 ถนนพหลโยธิน แขวงจอมพล เขตจตุจักร กรุงเทพฯ 10900
7 Soi Phaholyothin 24, Phaholyothin Rd., Jompol, Chatuchak, Bangkok 10900
Tel : (662) 939-4370-72, Fax : (662) 513-4221, E-mail : sale@spscon.com, www.spscon.com

Calibration Report					
Non-Dispersive Infrared CO Analyzer					
Date :	02 April 2025	Brand :	API	Model :	300E
No.	CO-R03			Serial No.	1352
Calibrator (Dilution System)					
Brand : Teledyne			Model : 700E		
Last Cal. Date : 28 October 2024			Serial No. : 201-S		
Reference Standard Gas					
Standard Gas : Carbon Monoxide (CO)			Cylinder No. : D711839		
Certified Date : 14 March 2024		Expired Date : 14 March 2032		Cylinder Conc. : 4,580 ppm	
Calibrating Condition					
Pressure : 1011 mmbar		Temp. : 24.6 °C		% RH : 50	
Calibration Setting					
Span	Initial Reading (Before Adj.), PPM			Final Reading (After Adj.), PPM	
Set Point	Expected Concentration	Analyzer Response		%Dif	Analyzer Response
Zero	0	0.10		-	0
CO Span	40.00	40.05		0.125	40.00
API Model 300E CO Analyzer Check List					
Parameter	Observed Value	Units	Nominal Range		
Range	50	PPM	0-1000 ppm		
Stability	0.10	PPM	< 1 ppm With Zero Air		
CO Measure	4015.1	mV	2500-4800 mV		
CO Reference	3946.9	mV	2500-4800 mV		
Measure/Reference Ratio	1.180	-	1.1-1.3 W/Zero Air		
Sample Pressure	28.7	In-Hg-A	~2" < Ambient Absolute Pressure		
Sample Flow	811	CC/Min	800 ± 10%		
Sample Temperature	48.4	°C	48 ± 4		
Bench Temperature	48.1	°C	48 ± 2		
Wheel Temperature	68.5	°C	68 ± 2		
Box Temperature	30.8	°C	Ambient Temp + 7 ± 10		
Photo-Drive	3038.1	mV	250 mV to 4750 mV		
Slope	1.017	-	1.0 ± 0.3		
Offset	0.2	-	0 ± 0.3		

ลำดับที่ 7

ระดับความร้อนในสถานประกอบการ



Certificate of Calibration

Certificate Number : SPR25030358-4

Page : 1 of 3

Customer : S.P.S. CONSULTING SERVICE CO., LTD.

7 Soi Phaholyothin 24 Phaholyothin Road., Jompol, Chatuchak,
Bangkok 10900

Equipment Name : Area Heat Stress Monitor

Manufacturer : Metrosonics

Model : hs-32

Serial Number : MCD070035

ID. Number : R05

Environmental Conditions

Ambient Temperature : $23\text{ }^{\circ}\text{C} \pm 2\text{ }^{\circ}\text{C}$

Relative Humidity : $50\% \pm 15\%$

Location of Calibration : In-Lab

Calibration Procedure : SP-CPT-04-13

Received Date : 19 Mar 2025

Calibration Date : 27 Mar 2025

Recommend Due Date : 27 Mar 2026

Date of Issue : 28 Mar 2025

Method of Calibration

This certifies that the above instrument was calibrated in compliance with the calibration system requirement of ISO/IEC 17025:2017 in accordance with reference procedure. Standards used to perform this calibration are certified by to NIST or equivalent, National metrology institute, Natural physical constants, consensus standards. The result reported herein apply only to the calibration of the item described above as received. Our decision rule is to contact the customer if the item pass and fail calibration when the results include the uncertainties and the customer must determine if the results meets their needs.

The calibration certificate shall not be reproduced except in full, without written approval of SP Metrology System (Thailand).



Calibration Report

Certificate Number : SPR25030358-4

Page : 2 of 3

Reference Standards

Equipment Name	Model	Serial No.	Certificate No.	Due. Date
Humidity Chamber	TH-80S	N/A	SPR25010173-14	30 Jan 2026
THERMO-HYGROMETER	5020A	A47046	TMU2500342	29 Jan 2026

Traceability

This certification is traceable to the International System of Unit maintained at :

SP Metrology - SP Metrology system (Thailand) Co.Ltd.

NA - NA Caltechnologies Co., Ltd.



Result of Calibration

Certificate Number : SPR25030358-4

Page : 3 of 3

Temperature Accuracy in the Measurement. (WET)

Unit : °C

Temperature Setting	Standard Reading	UUC Reading	Error	Uncertainty (±)
30.0	29.987	29.8	-0.187	0.20
35.0	34.982	34.8	-0.182	0.20
40.0	39.990	39.8	-0.190	0.20

Temperature Accuracy in the Measurement. (DRY)

Unit : °C

Temperature Setting	Standard Reading	UUC Reading	Error	Uncertainty (±)
30.0	29.987	29.8	-0.187	0.20
35.0	34.982	34.8	-0.182	0.20
40.0	39.990	39.8	-0.190	0.20

Temperature Accuracy in the Measurement. (GLOBE)

Unit : °C

Humidity Setting	Standard Reading	UUC Reading	Error	Uncertainty (±)
30.0	29.987	29.7	-0.287	0.20
35.0	34.982	34.8	-0.182	0.20
40.0	39.990	39.8	-0.190	0.20

Note :

The result of calibration was found accurate as show on date and place of calibration only.
This Certificate is not certified for any commercial transaction.

Measurement Uncertainty

The reported uncertainty of measurement is the expanded uncertainty obtained by multiplying the standard uncertainty with the coverage factor $k = 2$, providing a level of confidence approximately 95%.


- End of Certificate -



บริษัท เอส.พี.เอส. คอนซัลติ้ง เซอร์วิส จำกัด
S.P.S. CONSULTING SERVICE CO., LTD.
7 ซอยพหลโยธิน 24 ถนนพหลโยธิน แขวงจอมพล เขตจตุจักร กรุงเทพฯ 10900
7 Soi Phaholyothin 24, Phaholyothin Rd., Jompol, Chatuchak, Bangkok 10900
Tel : (662) 939-4370-72, Fax : (662) 513-4221, E-mail : sale@spscon.com, www.spscon.com

Heat R022

Heat Stress WBGT Meter Verification Report			
Verification Data			
Heat Stress WBGT Meter No.	: R05	Verification Date	: 07 April 2025
Brand	: METROSONICS	Ambient Temp.	: 24.5 °C
Model	: hs-32	Barometric Pressure	: 1011 mmbar
Serial No.	: MCD070035	Relative Humidity	: 49 %
Verification Module (Electronic Sensor Check) :			
Verification Module No. : 21 WB = 12.5 °C, DB = 47.1 °C, G = 69.3 °C			
Result of Verification : Without Adjustment			
Wet Probe Temperature Measurement			
Verification Module Reading (°C)	UUC* Reading (°C)	Correction (°C)	Tolerance Limit (°C)
12.5	12.4	0.1	± 0.5
Dry Probe Temperature Measurement			
Verification Module Reading (°C)	UUC* Reading (°C)	Correction (°C)	Tolerance Limit (°C)
47.1	47.2	-0.1	± 0.5
Globe Probe Temperature Measurement			
Verification Module Reading (°C)	UUC* Reading (°C)	Correction (°C)	Tolerance Limit (°C)
69.3	69.4	-0.1	± 0.5
UUC* = UNIT UNDER CALIBRATION			





บริษัท เอส.พี.เอส. คอนซัลติ้ง เซอร์วิส จำกัด
S.P.S. CONSULTING SERVICE CO., LTD.
7 ซอยพหลโยธิน 24 ถนนพหลโยธิน แขวงจอมพล เขตจตุจักร กรุงเทพฯ 10900
7 Soi Phaholyothin 24, Phaholyothin Rd., Jompol, Chatuchak, Bangkok 10900
Tel : (662) 939-4370-72, Fax : (662) 513-4221, E-mail : sale@spscon.com, www.spscon.com

Heat R023

Heat Stress WBGT Meter Verification Report			
Verification Data			
Heat Stress WBGT Meter No.	: R05	Verification Date	: 11 April 2025
Brand	: METROSONICS	Ambient Temp.	: 24.5 °C
Model	: hs-32	Barometric Pressure	: 1011 mmbar
Serial No.	: MCD070035	Relative Humidity	: 49 %
Verification Module (Electronic Sensor Check) :			
Verification Module No. : 21 WB = 12.5 °C, DB = 47.1 °C, G = 69.3 °C			
Result of Verification : Without Adjustment			
Wet Probe Temperature Measurement			
Verification Module Reading (°C)	UUC* Reading (°C)	Correction (°C)	Tolerance Limit (°C)
12.5	12.4	0.1	± 0.5
Dry Probe Temperature Measurement			
Verification Module Reading (°C)	UUC* Reading (°C)	Correction (°C)	Tolerance Limit (°C)
47.1	47.3	-0.2	± 0.5
Globe Probe Temperature Measurement			
Verification Module Reading (°C)	UUC* Reading (°C)	Correction (°C)	Tolerance Limit (°C)
69.3	69.1	0.2	± 0.5
UUC* = UNIT UNDER CALIBRATION			

